

LFE Medieninformatik • Deyan Peev

# Hybrid interaction on interactive surfaces

Medieninformatik Hauptseminar  
Sommersemester 2009  
„Interactive Surfaces“





# Outline

- Terms/Making of/Concept Structure
- What is hybrid interaction on interactive surfaces (Hybrid Interaction)  
good for?
- Examples
- Perspective
- Literature
- Questions, Thanks and Bye



# Terms

- Tangible User Interfaces (TUIs) are user interfaces in which physical objects are used to represent and control computational abstractions [1].
- Hybrid interaction i.e. across physical and digital information [2]



# Making of TUIs

- A New Peripheral for Three-Dimensional Computer Input [3]
- Hiroshi Ishii's "Tangible Bits" [4]
- Urban planning: A Luminous-Tangible Workbench for Urban Planning and Design [5]

# Making of TUIs

- **A New Peripheral for Three-Dimensional Computer Input [3]**
- Hiroshi Ishii's "Tangible Bits" [4]
- Urban planning: A Luminous-Tangible Workbench for Urban Planning and Design [5]




Fig.1: Gyroscopic sensor cube [6]

# Making of TUIs


- A New Peripheral for Three-Dimensional Computer Input [3]
- **Hiroshi Ishii's "Tangible Bits" [4]**
- Urban planning: A Luminous-Tangible Workbench for Urban Planning and Design [5]



Fig.2: metaDesk[4]

# Making of TUIs

- A New Peripheral for Three-Dimensional Computer Input [3]
- Hiroshi Ishii's "Tangible Bits" [4]
- **Urban planning: A Luminous-Tangible Workbench for Urban Planning and Design [5]**





# Concept Structure

- Touch sensitive surface
  - Touch displays
  - SmartSkin [7]
- Projection System
  - SecondLight [8]
  - Computer vision
  - reacTable [9]



# Concept Structure

- Touch sensitive surface
  - Touch displays
  - **SmartSkin [7]**
- Projection System
  - SecondLight [8]
  - Computer vision
  - reacTable [9]



Fig.4: SmartSkin sensor [7]

# Concept Structure

- Touch sensitive surface
  - Touch displays
  - SmartSkin [7]
- Projection System
  - **SecondLight [8]**
  - Computer vision
  - reacTable [9]



Fig.5: SecondLight[8]




Fig.6: translucent sheet of diffuse film[8]

# Concept Structure

- Touch sensitive surface
  - Touch displays
  - SmartSkin [7]
- Projection System
  - SecondLight [8]
  - Computer vision
  - **reactTable [9]**

Fig.7: 4 markers from the reactTIVision 'amoeba' set [9]

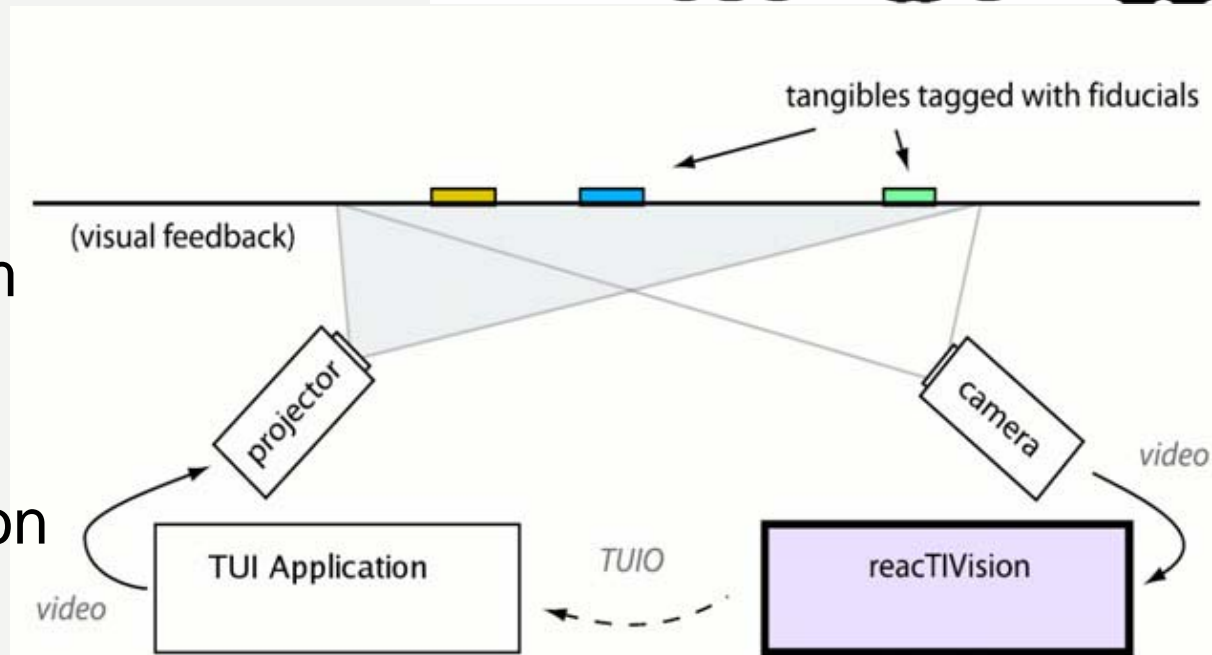


Fig.8: reactTIVision diagram [9]



# What is Hybrid Interaction good for?

- ❑ Support learning
- ❑ Support human work
- ❑ Support teamwork



# Learning

- Using physical laws [10]
  - Learning by playing
  - predict the effects of various actions
- “Scaffolding”[9]
  - Visual and voice feedback
  - Encourages the right decision making
- Easy moving from simulations to abstract model[12]

# Learning

- **Using physical laws [10]**
  - Learning by playing
  - predict the effects of various actions
- “Scaffolding”[9]
  - Visual and voice feedback
  - Encourages the right decision making
- Easy moving from simulations to abstract model[12]



Fig.9: IncreTable [13]



# Learning

- Using physical laws [10]
  - Learning by playing
  - predict the effects of various actions
- “Scaffolding”[9]
  - Visual and voice feedback
  - Encourages the right decision making
- Easy moving from simulations to abstract model[12]




Fig.10: Object manipulation with SmartSkin[7]



# Learning

- Using physical laws [10]
  - Learning by playing
  - predict the effects of various actions
- **“Scaffolding”**[9]
  - Visual and voice feedback
  - Encourages the right decision making
- Easy moving from simulations to abstract model[12]



# Learning

- Using physical laws [10]
  - Learning by playing
  - predict the effects of various actions
- “Scaffolding”[9]
  - Visual and voice feedback
  - Encourages the right decision making
- **Easy moving from simulations to abstract model[12]**




Fig.11: The Physics of light [12]




Fig.12: Refraction inside objects [12]



# Working

- ❑ Better performance and organization
- ❑ Focus on the work
- ❑ Easy information sharing
- ❑ Collaboration

# Focus on the work

- Using both hands for interaction simultaneously [14]
- Using interactive instruments without visual control [14][15]
- Merge physical and virtual instruments/documents [16][18]
  - Teamwork: funktional distribution
  - Anoto Pen
- Easy planning [3][5][17]

# Focus on the work


- **Using both hands for interaction simultaneously [14]**
- Using interactive instruments without visual control [14][15]
- Merge physical and virtual instruments/documents [16][18]
  - Teamwork: funktional distribution
  - Anoto Pen
- Easy planning [3][5][17]



Fig.13: Interaction with the 3D PhotoLens[14]

# Focus on the work

- Using both hands for interaction simultaneously [14]
- **Using interactive instruments without visual control [14][15]**
- Merge physical and virtual instruments/documents [16][18]
  - Teamwork: funktional distribution
  - Anoto Pen
- Easy planning [3][5][17]



## Focus on the work

- Using both hands for interaction simultaneously [14]
- Using interactive instruments without visual control [14][15]
- **Merge physical and virtual instruments/documents [16][18]**
  - Teamwork: functional distribution
  - Anoto Pen
- Easy planning [3][5]



Fig.16: Anoto pen interaction [16]



Fig.15: VoodooSketch [16]

# Focus on the work

- Using both hands for interaction simultaneously [14]
- Using interactive instruments without visual control [14][15]
- **Merge physical and virtual instruments/documents [16][18]**
  - Teamwork: functional distribution
  - Anoto Pen
- Easy planning [3][5][17]



Fig.17: Tag Menu Card and Anoto pen [18]



# Focus on the work

- Using both hands for interaction simultaneously [14]
- Using interactive instruments without visual control [14][15]
- Merge physical and virtual instruments/documents [16][18]
  - Teamwork: functional distribution
  - Anoto Pen
- **Easy planning [3][5][17]**



Fig.1: Gyroscoptic sensor cube [6]





Fig.3: Building becomes glass [5]



Fig.18: Tag Menu Card and Anoto pen [17]



# Collaboration: easy information sharing



Fig.19: Media Crate[19]



# Perspective

Bringing Hybrid Interaction near to our everyday's life

Making technology more mobile



# Literature

- [1] Alan F. Blackwell, George Fitzmaurice, Lars Erik Holmquist, Hiroshi Ishii, Brygg Ullmer in *Tangible User Interfaces in Context and Theory (CHI'07)*
- [2] Lucia Terrenghi in *Designing hybrid interaction through an understanding of the affordances of physical and digital technologies (C&C'07)*
- [3] P. Noakes, R. Aish in *A New Peripheral for Three-Dimensional Computer Input (IEEE Micro'84)*
- [4] Brygg Ullmer, Hiroshi Ishii in *Tangible Bits: Towards Seamless Interfaces between People, Bits and Atoms (CHI'97)*
- [5] John Underkoffler, Hiroshi Ishii in *Urp: a luminous-tangible workbench for urban planning and design (CHI'99)*
- [6] Ryoichi Watanabe, Itoh Yuichi, Masatsugu Asai, Yoshifumi Kitamura, Fumio Kishino, Hideo Kikuchi in *The soul of ActiveCube: implementing a flexible, multimodal, three-dimensional spatial tangible interface (ACE '04)*
- [7] Jun Rekimoto, in *SmartSkin: an infrastructure for freehand manipulation on interactive surfaces (CHI'02)*
- [8] Shahram Izadi, Steve Hodges, Stuart Taylor, Dan Rosenfeld, Nicolas Villar, Alex Butler, Jonathan Westhues in *Going Beyond the Display: A Surface Technology with an Electronically Switchable Diffuser (UIST'08)*
- [9] Martin Kaltenbrunner, Ross Bencina in *reactIVision: A Computer-Vision Framework for Table-Based Tangible Interaction (TEI'07)*
- [10] Andrew Manches, Claire O'Malley, Steve Benford in *Physical Manipulation: Evaluating the Potential for Tangible Designs (TEI'09)*
- [11] Madhur Khandelwal, Ali Mazalek in *Teaching table: a tangible mentor for pre-k math education (TEI'07)*



# Literature

- [12] Sara Price, Taciana Pontual Falcão, Jennifer G. Sheridan, George Roussos in *The effect of representation location on interaction in a tangible learning environment (TEI'09)*
- [13] Jakob Leitner, Michael Haller, Kyungdahm Yun, Woontack Woo, Maki Sugimoto, Masahiko Inami in *IncreTable, a mixed reality tabletop game experience (TEI'09)*
- [14] Lucia Terrenghi, David Kirk2, Hendrik Richter, Sebastian Krämer, Otmar Hilliges, Andreas Butz in *Physical Handles at the Interactive Surface: Exploring Tangibility and its Benefits (AVI'08)*
- [15] Malte Weiss, Julie Wagnery, Yvonne Janseny, Roger Jennings, Ramsin Khoshabehz, James D. Hollanz, Jan Borchersy in *SLAP Widgets: Bridging the Gap Between Virtual and Physical Controls on Tabletops (CHI'09)*
- [16] F. Block, M. Haller, H. Gellersen, C. Gutwin, and M. Billinghurst in *VoodooSketch: extending interactive surfaces with adaptable interface palettes (TEI'08)*
- [17] Guillaume Zufferey, Patrick Jermann, Aurélien Lucchi, Pierre Dillenbourg in *TinkerSheets: Using Paper Forms to Control and Visualize Tangible Simulations (TEI'09)*
- [18] Jürgen Steimle in *Designing Pen-and-Paper User Interfaces for Interaction with Documents (TEI'09)*
- [19] Tom Bartindale, Jonathan Hook, Patrick Olivier in *Media Crate: Tangible Live Media Production Interface (TEI'09)*

Questions?  
Thanks!  
Bye.