

Praktikum Experience Design

Wireframes, Mockups, State-Charts

Daniel Ullrich

Stina Schick





Wireframes?

Wireframes

Wireframes are a visualization tool for presenting proposed functions, structure and content of a Web page or Web site.

Attributes & Content

- key page elements and their location, branding elements
 - grouping of elements (side bars, navigation bars, content areas)
 - labeling, page title, navigation links, headings to content objects
 - place holders, content text and images.
-
- No coloration, typography, graphics

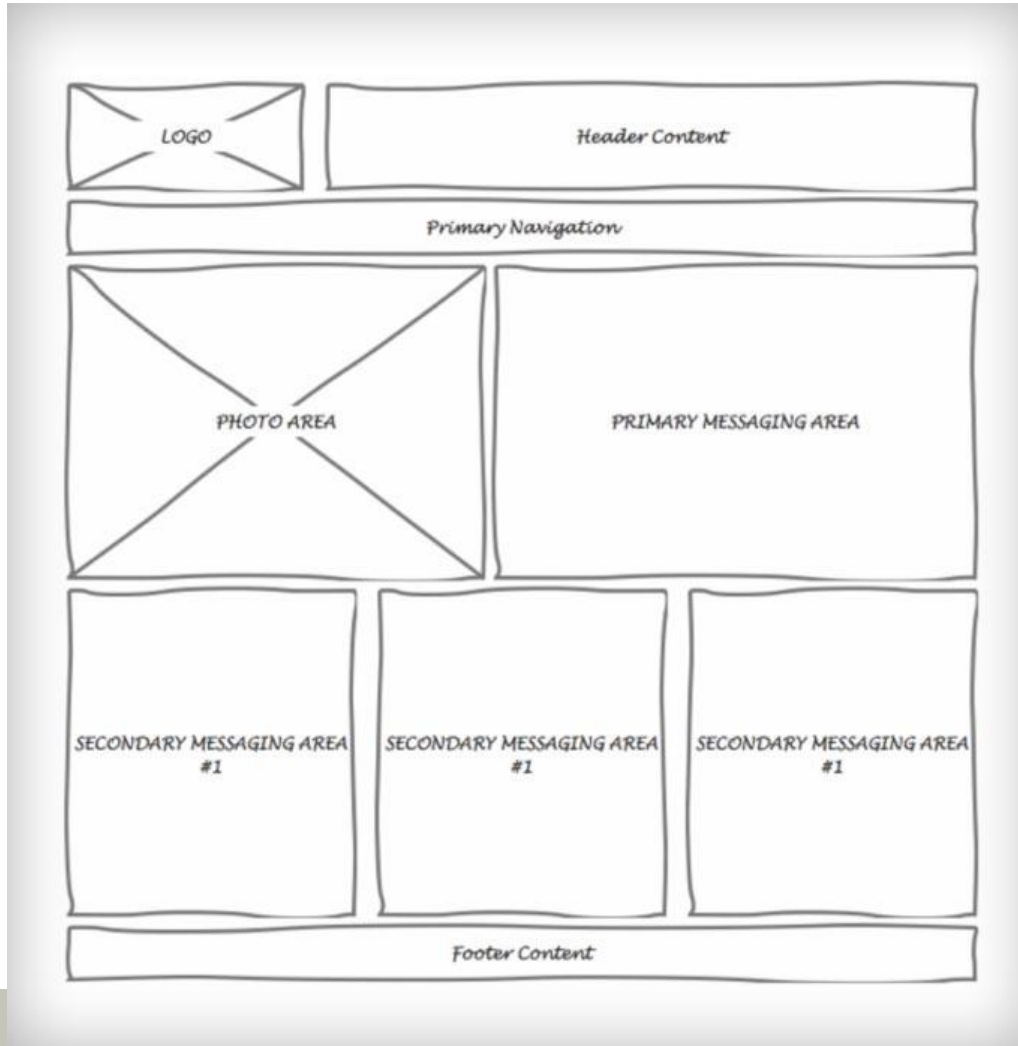
Why Wireframes

Wireframes...

... help to communicate within the design team.

... help to communicate with the customer

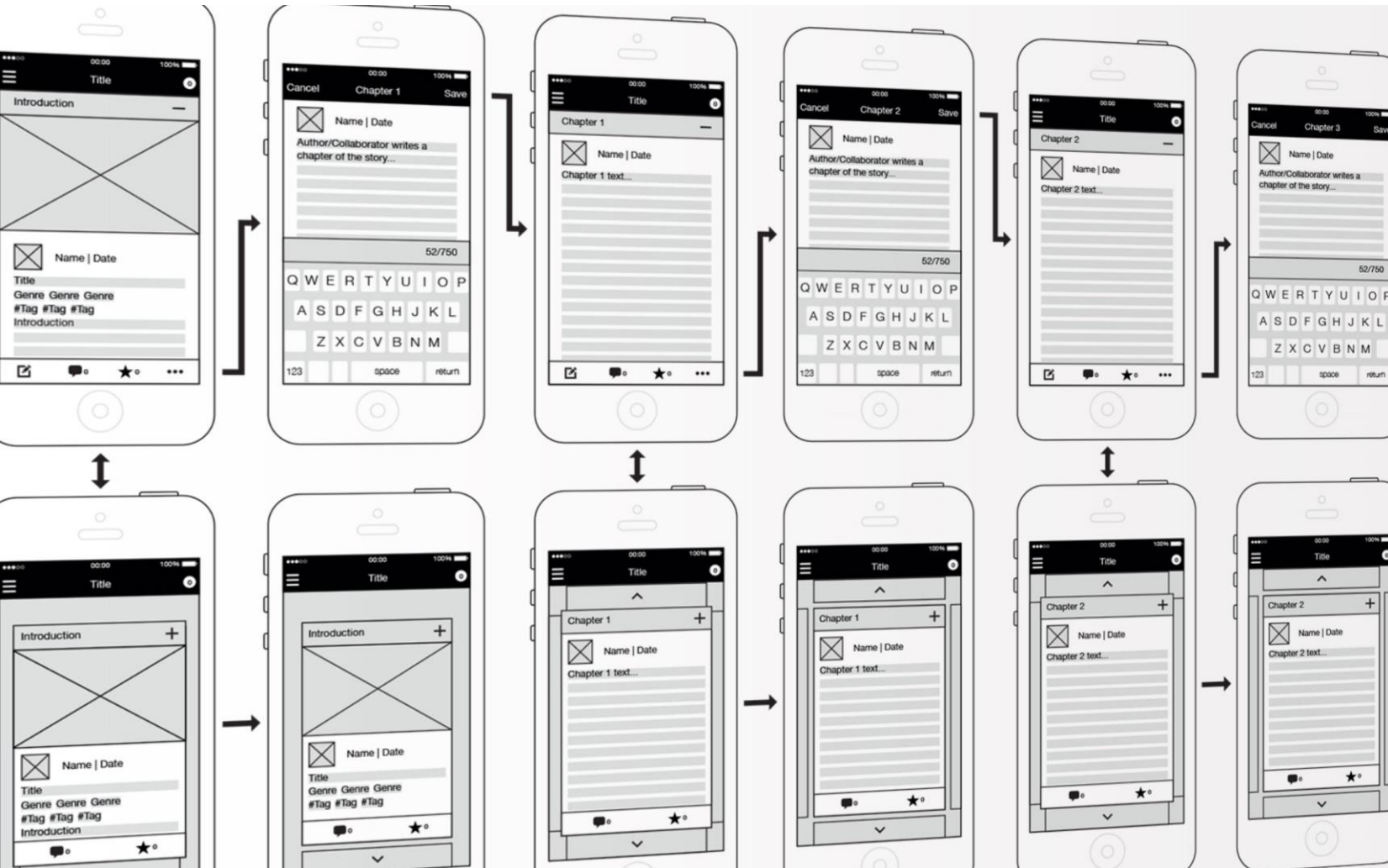
Examples



Examples

The wireframe shows a website layout for 'pidoco'. At the top left is the 'pidoco' logo. To the right is a phone icon with the number '+49 30 4881 6385', followed by German and UK flags, and links for 'Register' and 'Log in'. Below this is a navigation bar with buttons for 'Guided Tour', 'Products', 'Sign up', 'Company', and 'Blog'. The main content area features a headline: 'A GUI Design Software for clickable Wireframes!' followed by a sub-headline: 'Fast and easy like Rapid paper Prototyping, but completely web-based and with many more features!'. Below this is a two-column list of 'Advantages' and 'Products & Features'. To the right is a large placeholder box with a diagonal 'X' and a 'Start Guided Tour now' button. The next section is a testimonial: 'More than 5,000 Wireframes & Prototypes have been created with pidoco!'. Below this is a row of six placeholder boxes labeled 'Logo 1' through 'Logo 6'. The bottom section is titled 'pidoco° supports your business ...' and contains a list of testimonials, including one from 'Jörn Hartwig, Senior Consultant & CEO' and another from 'Max Ahrens, Productmanager'.

Examples





Mockups

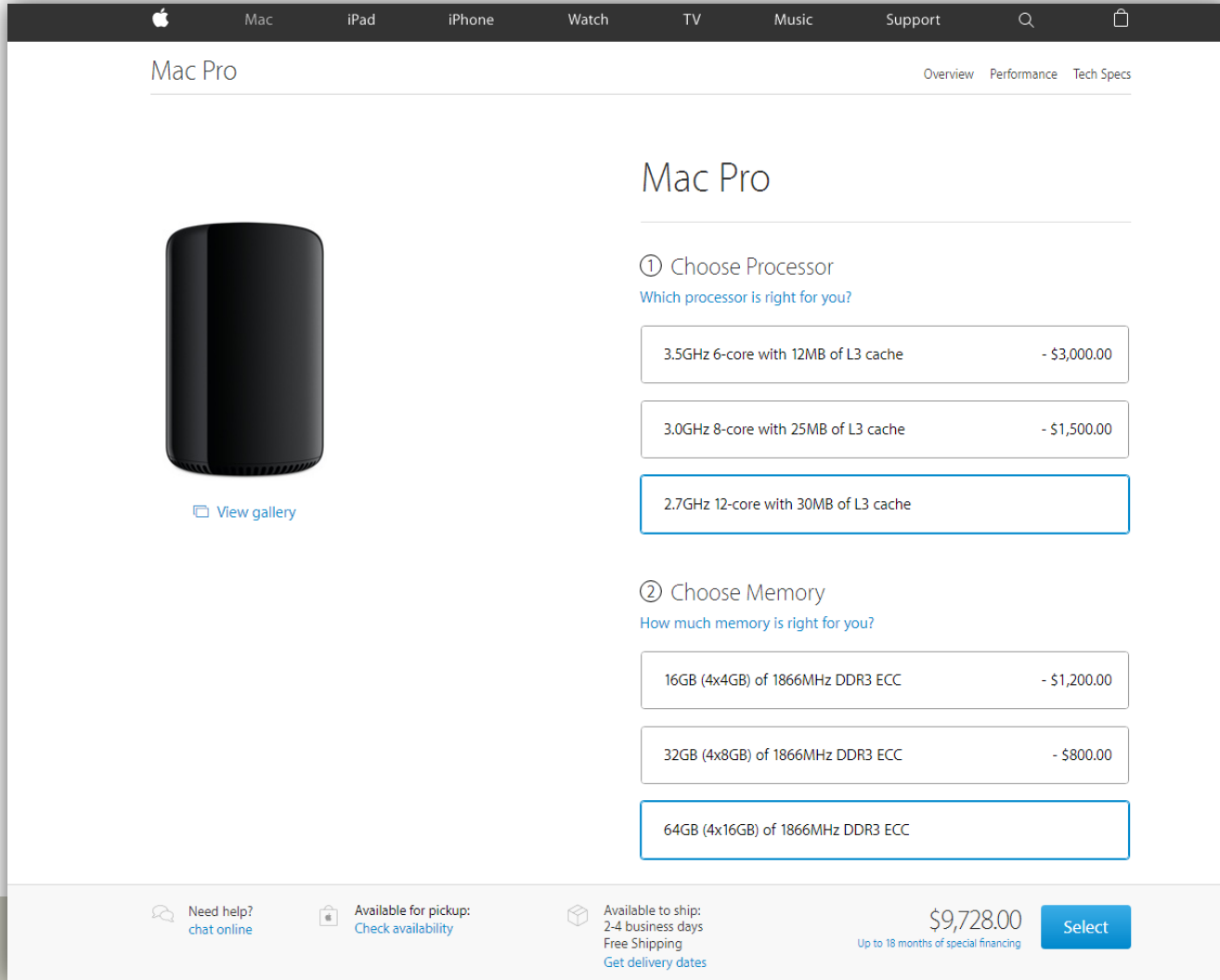
Mockups...

... are wireframes „enriched with design“

Attributes & Content

- Same as wireframe, but “real” content
- coloration, typography, graphics
- No or limited functionality

Examples



Mac Pro

Overview Performance Tech Specs

Mac Pro

① Choose Processor
Which processor is right for you?

3.5GHz 6-core with 12MB of L3 cache	- \$3,000.00
3.0GHz 8-core with 25MB of L3 cache	- \$1,500.00
2.7GHz 12-core with 30MB of L3 cache	

② Choose Memory
How much memory is right for you?

16GB (4x4GB) of 1866MHz DDR3 ECC	- \$1,200.00
32GB (4x8GB) of 1866MHz DDR3 ECC	- \$800.00
64GB (4x16GB) of 1866MHz DDR3 ECC	

Need help? chat online

Available for pickup: Check availability

Available to ship: 2-4 business days Free Shipping Get delivery dates

\$9,728.00
Up to 18 months of special financing

Select



State-Charts?



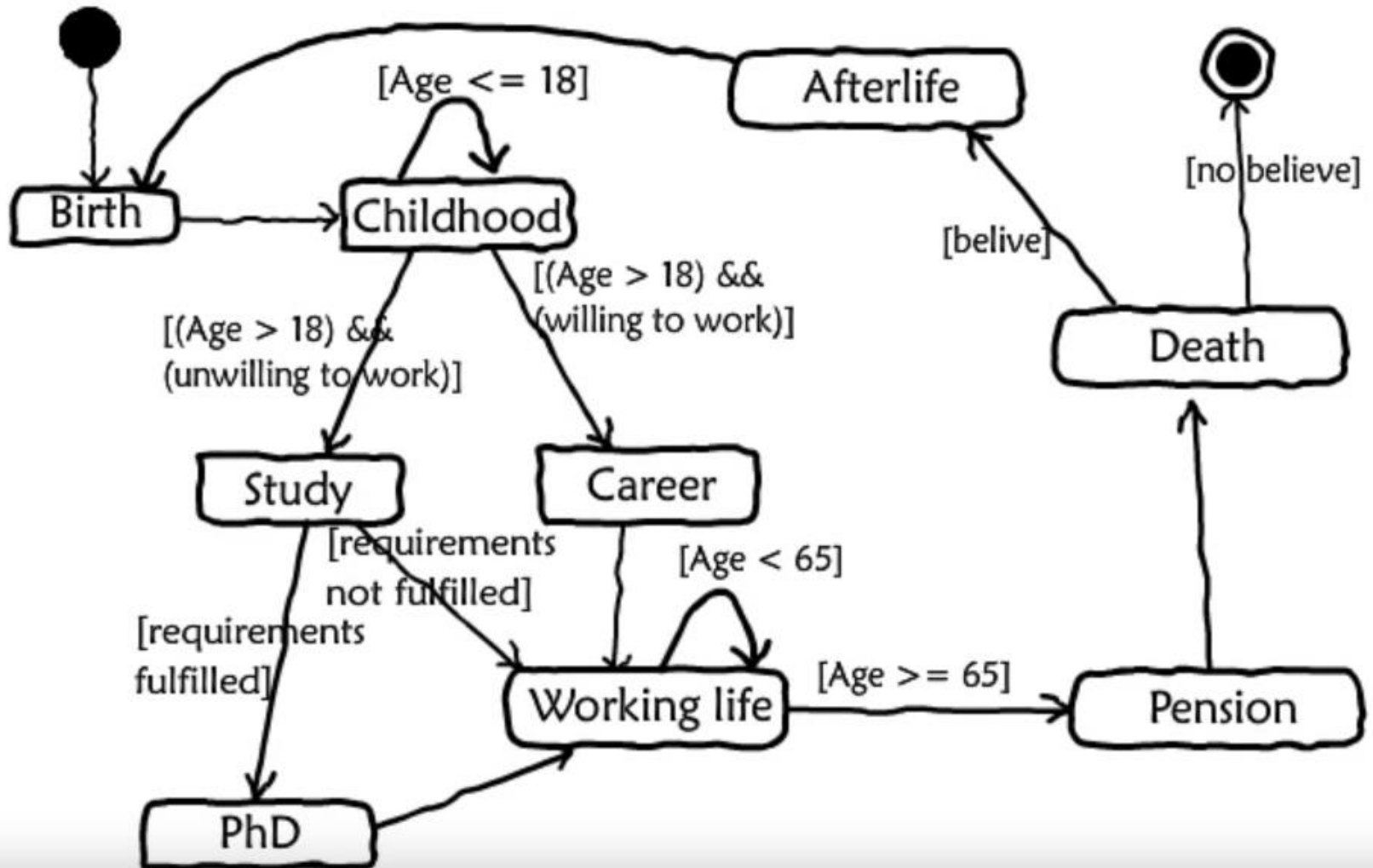
State-Chart

UML (Unified Modeling Language)

- Structure diagrams
 - Class diagram
 - Component diagram
 - Composite structure diagram
 - Deployment diagram
 - Object diagram
 - Package diagram
 - Profile diagram
- Behavior diagrams
 - Activity diagram
 - Communication diagram
 - Interaction overview diagram
 - Sequence diagram
 - State diagram
 - Timing diagram
 - Use case diagram



State-Chart





State-Chart

- The initial-state, that starts everything
- ◎ The final-state, he is ending everything



The transition, can have a guard to control whats the next state is



The states. The secret stars of the UML StateChart-Diagram

<https://www.youtube.com/watch?v=ABA3TGQVhTg>



Questions?