

# Mensch-Maschine-Interaktion 1

Chapter 5 (June 9, 2011, 9am-12pm):  
Designing Interactive Systems

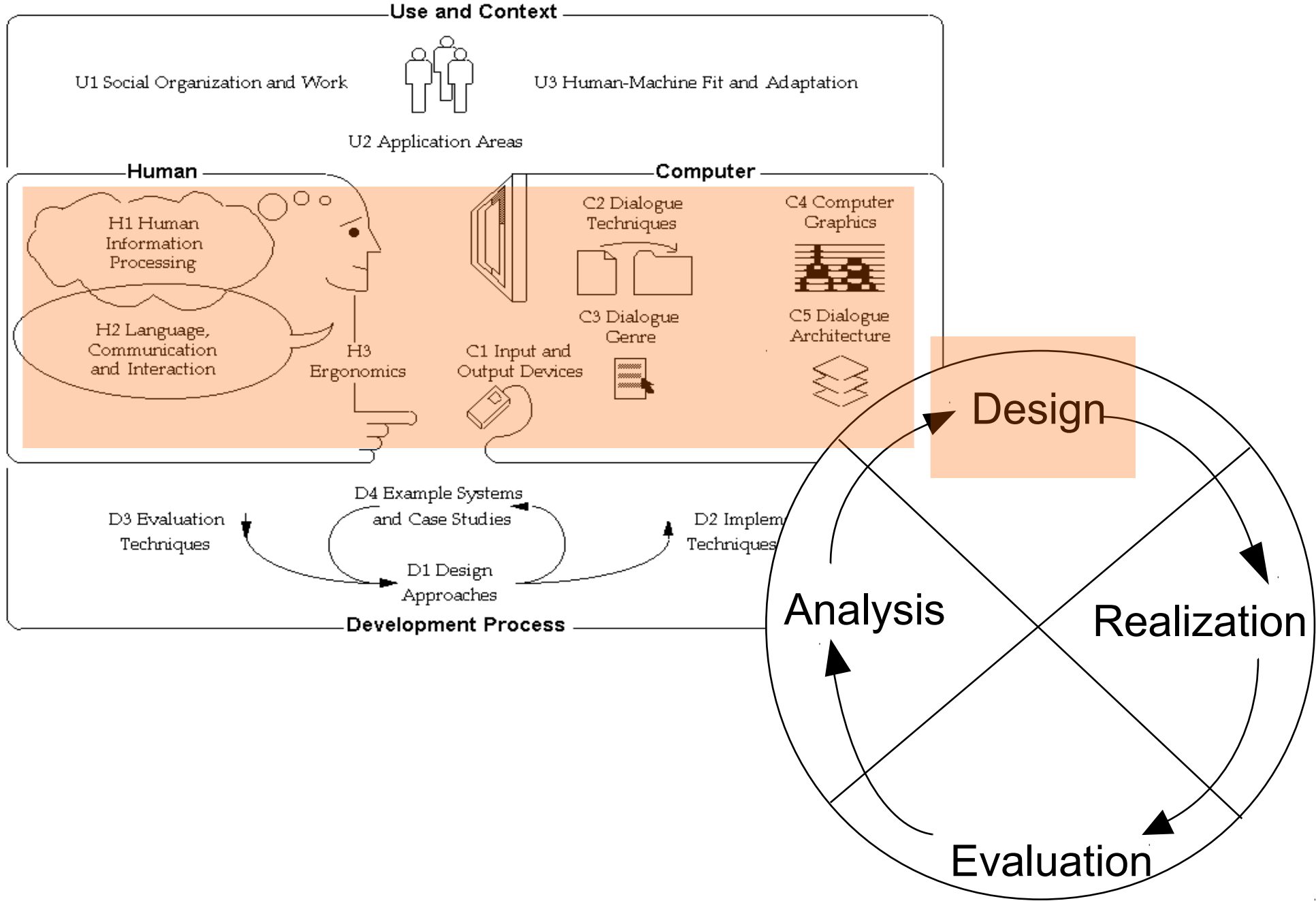
# Overview

- Introduction
- Basic HCI Principles (1)
- Basic HCI Principles (2)
- User Research & Requirements
- ***Designing Interactive Systems***
- Capabilities of Humans and Machines
- Implementing Interactive Systems
- User Study Design & Statistics
- Basic HCI Models
- User-Centered Development Process

# Designing Interactive Systems

- Requirements vs. Design
- How to Create a Conceptual Model
- Object-Oriented Design of Interactive Systems
- Activity-Based Design of Interactive Systems
- Interface Metaphors
- Tools and Methods for Prototype Design
- Describing and Specifying Interactive Systems
- Design Patterns for HCI

Bringing Requirements to Users - Prototyping - Design Pattern



# Requirements vs. Design

- Requirements (result of analysis phase)
  - Describe **what** the problem is
  - Is always very application / domain specific
  - Defines users, goals, tasks, context
  - Define the criteria for evaluating final solutions and intermediate design ideas
  - Limits the possible design options
- Design
  - Describes **how** the solution looks like and works
  - Has to conform to the requirements
  - Is a specific selection among many possible design options (design space)
  - Has to consider general design principles beyond the application domain
- Design follows the requirements
  - In general, requirements have to be known first
  - Sometimes, requirements have to be questioned during design!
    - » E.g. *“let’s assume we have a much larger screen than on the phone now”*

# The Solution Space

- What technologies are available to create interactive electronic products?
  - Software
  - Hardware
  - Systems
- How can users communicate and interact with electronic products?
  - Input mechanisms
  - Options for output
- Approaches to Interaction
  - Immediate “real-time” interaction
    - » Variants thereof...
  - Batch / offline interaction

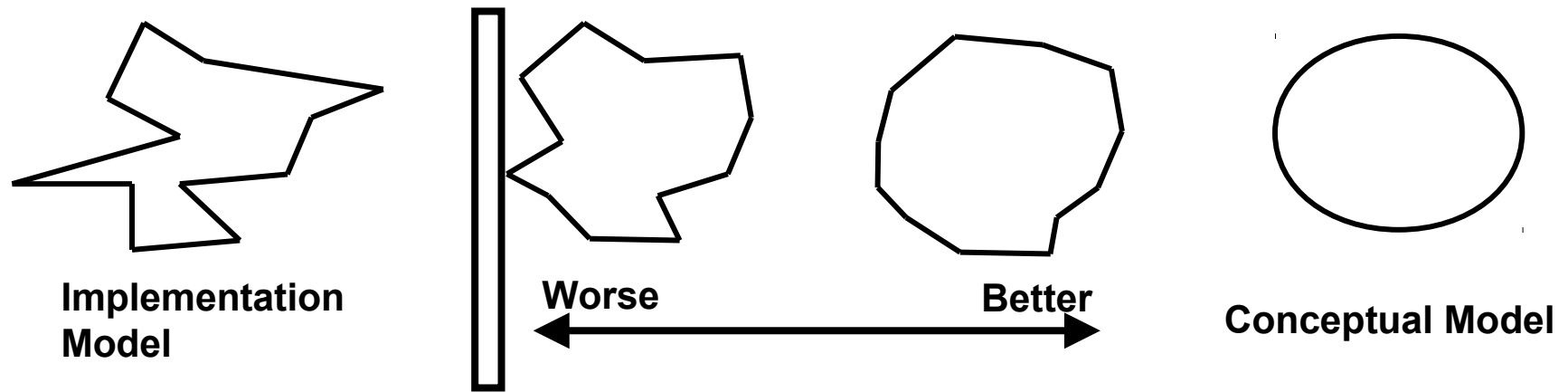
# Designing Interactive Systems

- Requirements vs. Design
- How to Create a Conceptual Model
- Object-Oriented Design of Interactive Systems
- Activity-Based Design of Interactive Systems
- Interface Metaphors
- Tools and Methods for Prototype Design
- Describing and Specifying Interactive Systems
- Design Patterns for HCI

Bringing Requirements to Users - Prototyping - Design Pattern

# From Requirements to a First Design

- Conceptual design
  - Transforming user requirements and needs into a conceptual model
- Key guidelines for conceptual design:
  - Separate real requirements from solution ideas
  - Keep an open mind but never forget the users and their context
  - Discuss ideas with other shareholders as much as possible
  - Use low-fidelity prototyping to get rapid feedback
  - Iterate, iterate, and iterate





# Conceptual Models can be so wrong...

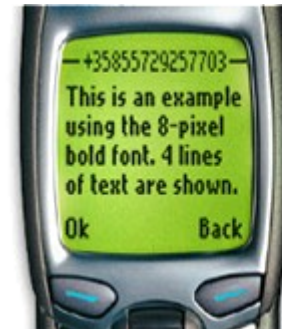


# Analysing the Problem Space

- Having a good understanding of the problem space can help to make informed decisions in the design space
  - Are there problems with an existing product?
  - Why do you think there are problems?
  - Why do you think your proposed ideas might be useful?
  - How would you see people using it with their current way of doing things?
  - How will it support people in their activities?
  - Will it really help them?
- Example:
  - What were the assumptions made by cell phone companies when developing WAP services?
  - Was it a solution looking for a problem?

# WAP Example

- People want to be kept informed of up-to-date news wherever they are
  - reasonable
- People want to interact with information on the move
  - reasonable
- People are happy using a very small display and using an extremely restricted interface
  - not reasonable
- People will be happy doing things on a cell phone that they normally do on their PCs (e.g. surf the web, read email, shop, bet, play video games)
  - reasonable only for a very small group of users



# First Steps in Formulating a Conceptual Model

- What will the users be doing when carrying out their tasks?
  - Interaction modes
  - Objects (data)
  - Activities (interaction styles)
- How will the system support these?
- What kind of interface metaphor, if any, will be appropriate?
- What kinds of interaction modes and styles to use?

Always keep in mind when making design decisions how the user will understand the underlying conceptual model

Good starting point: scenarios

# The Software Engineering Way of Analyzing Scenarios (Ivar Jacobson 1999)

- Conceptual terms called “class embryos”, found in scenario texts

## UML Icons:

- *Boundary class:*  
Type and content of user interaction
- *Control class:*  
Processes, steps, and their order
- *Entity class:*  
Persistent objects



- **Example:**

”Checking a booking request:

1. Using the customer number, it is checked whether the customer is known.
2. Its is checked whether this customer already has a booking for a seminar of the mentioned course type ...”



Booking request



Checking



Customer



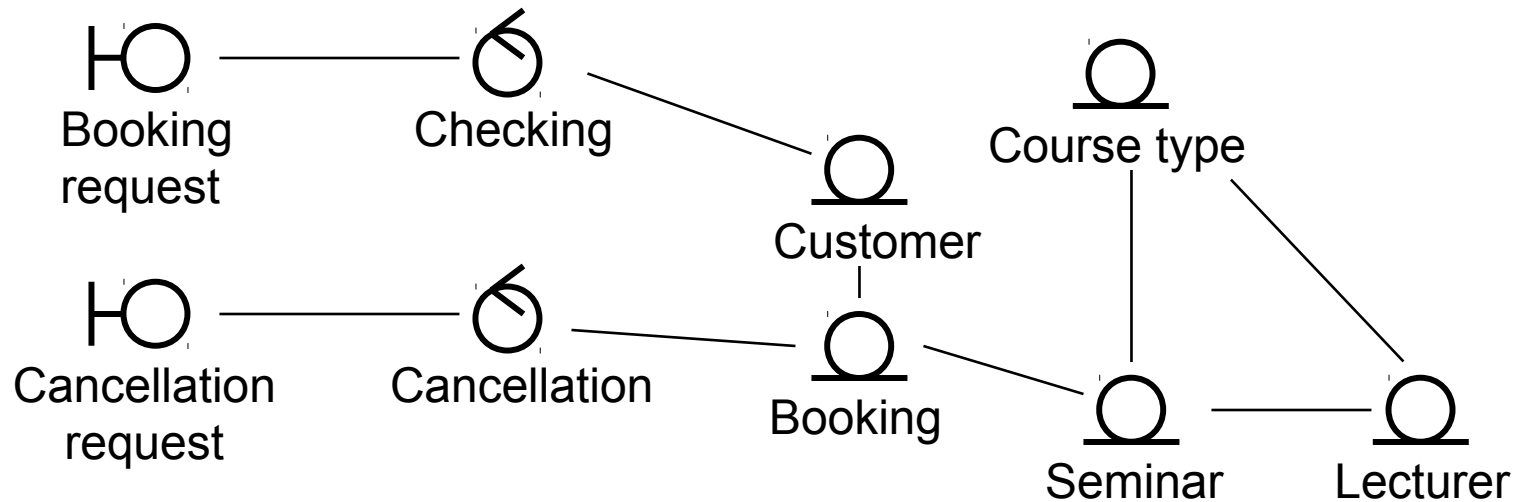
Booking



Seminar

# Creating a Model by Analysing Scenarios

- Step by step analysis of all scenario texts
  - Integrate information into consistent model
  - Re-use all found conceptual terms
  - Create overview diagram (draft for class diagram)



# The Interface Design Way of Analyzing Scenarios

- Step-by-step analysis of scenarios
  - Find interaction activities
    - » analyse interaction mode and style
  - Find interaction objects
- Rapidly map onto rough interface design
  - Which mixture of interaction styles?
  - Which concrete interfaces?
- Carry out early user prototyping
- Assess design decisions and possibly scenarios
  
- Two possible approaches (as in Software Engineering):
  - Focusing on objects
  - Focusing on activities

# Designing Interactive Systems

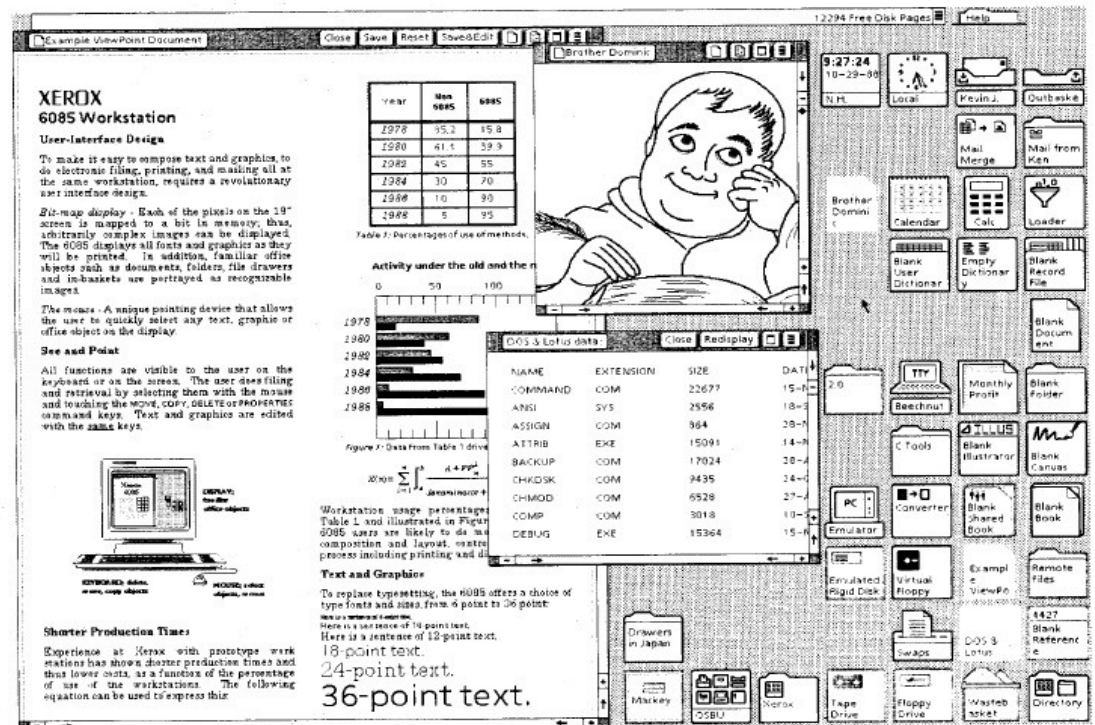
- Requirements vs. Design
- How to Create a Conceptual Model
- Object-Oriented Design of Interactive Systems
- Activity-Based Design of Interactive Systems
- Interface Metaphors
- Tools and Methods for Prototype Design
- Describing and Specifying Interactive Systems
- Design Patterns for HCI

Bringing Requirements to Users - Prototyping - Design Pattern



# Conceptual models based on objects

- Usually based on an analogy with something in the physical world
- Examples include books, tools, vehicles
- Classic: *Star* Interface based on office objects



Johnson et al (1989)

12294 Free Disk Pages Help

Example ViewPoint Document Close Save Reset Save&Edit

## XEROX 6085 Workstation

### User-Interface Design


To make it easy to compose text and graphics, to do electronic filing, printing, and making all at the same workstation, requires a revolutionary user interface design.

**Bit-map display** - Each of the pixels on the 19" screen is mapped to a bit in memory, thus, arbitrarily complex images can be displayed. The 6085 displays all fonts and graphics as they will be printed. In addition, familiar office objects such as documents, folders, file drawers and in-baskets are portrayed as recognizable images.

**The mouse** - A unique pointing device that allows the user to quickly select any text, graphic or office object on the display.

**See and Point**

All functions are visible to the user on the keyboard or on the screen. The user does filing and retrieval by selecting them with the mouse and touching the MOVE, COPY, DELETE or PROPERTIES command keys. Text and graphics are edited with the same keys.



KEYBOARD: select, or use, copy objects

MOUSE: select objects, or view

DISPLAY: see files, office objects

**Shorter Production Times**

Experience at Xerox with prototype workstations has shown shorter production times and thus lower costs, as a function of the percentage of use of the workstations. The following equation can be used to express this:

Brother Dominik

Year	Men	6085	6085
1978	95.2	15.8	
1980	61.1	39.3	
1982	45	55	
1984	30	70	
1986	10	90	
1988	5	95	

Table 1: Percentages of use of methods.

Activity under the old and the new




Figure 2: Data from Table 1 drive

Workstation usage percentages Table 1 and illustrated in Figure 2. 6085 users are likely to do the composition and layout, center process including printing and distribution.

DOS & Lotus data: Close Redisplay

NAME	EXTENSION	SIZE	DATE
COMMAND	COM	22677	15-11
ANSI	SYS	2556	18-03
ASSIGN	COM	964	28-11
ATTRIB	EXE	15091	14-08
BACKUP	COM	17024	28-11
CHKDSK	COM	9435	24-01
CHMOD	COM	6528	27-11
COMP	COM	3018	10-01
DEBUG	EXE	15364	15-11

**Text and Graphics**

To replace typesetting, the 6085 offers a choice of type fonts and sizes, from 6 point to 36 point:

Here is a sentence of 14-point text.  
 Here is a sentence of 12-point text.  
 18-point text.  
 24-point text.  
 36-point text.

9:27:24 10-29-88 N.H.

Local Kevin J. Outbaske

Mail Merge Mail from Ken

Calendar Calc Loader

Blank User Dictionary Empty Dictionary Blank Record File

Blank Document

2.0 Beechnut Monthly Profit Blank Folder

C Tools Blank Illustrator Blank Canvas

PC Converter Blank Shared Book Blank Book

Emulator Virtual Floppy Example ViewPo Remote Files

Emulated Hard Disk Swaps DOS & Lotus 4427 Blank Reference

Drawers in Japan Mackey OSBU Norox Tape Drive Floppy Drive Wastebasket Directory

Johnson et al (1989)

# Designing Interactive Systems

- Requirements vs. Design
- How to Create a Conceptual Model
- Object-Oriented Design of Interactive Systems
- Activity-Based Design of Interactive Systems
- Interface Metaphors
- Tools and Methods for Prototype Design
- Describing and Specifying Interactive Systems
- Design Patterns for HCI


Bringing Requirements to Users - Prototyping - Design Pattern

# Interaction Styles in Activity-Based Design

- Five main interaction modes with associated interaction styles:
  - **Giving instructions:** issuing commands
    - » command language, using keyboard and function keys
    - » menu system
  - **Conversing:** interacting with the system as if having a conversation
    - » using step-by-step windows
    - » using natural language (speech output / possibly speech recognition)
  - **Manipulating and navigating:** acting on objects
    - » using desktop icons
    - » using physical or virtual objects
  - **Exploring and browsing:** finding out and learning things
    - » web style, augmented reality
  - **Proactive computing:** computer acts based on assumed needs of the user
    - » automated filtering (e.g. spam filter)
    - » software agents

# Interaction Mode 1: Giving Instructions

- Where users instruct the system and tell it what to do
  - e.g. tell the time, print a file, save a file
- Very common conceptual model, underlying a diversity of devices and systems
  - e.g. Unix shells, CAD, word processors, DVD player, vending machines
- Main benefit is that instructing supports quick and efficient interaction
  - Good for repetitive kinds of actions performed on multiple objects



# Interaction Styles in Activity-Based Design

- Five main interaction modes with associated interaction styles:
  - **Giving instructions:** issuing commands
    - » command language, using keyboard and function keys
    - » menu system
  - **Conversing:** interacting with the system as if having a conversation
    - » using step-by-step windows
    - » using natural language (speech output / possibly speech recognition)
  - **Manipulating and navigating:** acting on objects
    - » using desktop icons
    - » using physical or virtual objects
  - **Exploring and browsing:** finding out and learning things
    - » web style, augmented reality
  - **Proactive computing:** computer acts based on assumed needs of the user
    - » automated filtering (e.g. spam filter)
    - » software agents

# Interaction Mode 2: Conversing

- Underlying model of having a conversation with another human
- Range from simple voice recognition menu-driven systems to more complex 'natural language' dialogues
- Examples include timetables, search engines, advice-giving systems, help systems
- Recently, much interest in having virtual agents at the interface, who converse with you, e.g. Microsoft's Agents (e.g. Clippy)





# Pros and Cons of the Conversational Model

- Allows users, especially novices and technophobes, to interact with the system in a way that is familiar
  - makes them feel comfortable, at ease and less scared
- Misunderstandings can arise when the system does not know how to parse what the user says
  - e.g. a child types into a search engine that uses natural language (<http://www.ajkids.com/>, <http://www.ask.com/>) the question:  
“How many legs does a centipede have?”



2006



How many legs does a centipede have?

**We know the answers to these questions:**

[Where can I see an image of the human](#)

[Where can I find the free online arcade game](#)


**See results from other search engines:**

10 matches by [FactMonster](#)

©2006 IAC Search & Media · [Privacy Policy](#)



All | [Images](#) | [Video](#)

"How many legs does a centipede" 

---

**Narrow Your Search**

- [How Many Feet Does a Centipede Have](#)
- [What Does a Centipede Eat](#)
- [How Many Body Segments Does a Centipede Have](#)
- [Are There Really 100 Legs on a Centipede](#)
- [Number of Legs on a Centipede](#)

**Expand Your Search**

- [How Many Legs Does a Millipede Have](#)
- [How Many Legs Does a Caterpillar Have](#)
- [Do Millipedes Have 1000 Legs](#)

## "How many legs does a centip...

### [Centipede bei eBay](#)

Sponsored Results

**Centipede:** Jede Menge Angebote **Centipede?** Ab zu eBay!  
[www.ebay.de/Centipede](http://www.ebay.de/Centipede)

### Search Results for "How many legs does a centipede hav..."

#### [Does a centipede really have one hundred feet?](#)

These paired **legs** grow out of a segment of the **centipede's** flat, **many** jointed body, making them much easier to keep track of, and the **centipede** less likely to stumble as he forages for food by night.

[www.coolquiz.com/trivia/explain/docs/centipede.asp](http://www.coolquiz.com/trivia/explain/docs/centipede.asp)

#### [The Centipede and the Earthworm argue over how many legs the](#) [filebox.vt.edu/users/kbooth/projrep/Answers/answer12-1...](http://filebox.vt.edu/users/kbooth/projrep/Answers/answer12-1...)

#### [Centipedes, HYG-2067-94](#)

The house **centipede**, unlike most other **centipedes** ... **Centipedes**, or "hundred-legged worms," are reddish-brown, flattened, elongated animals with **many** segments, most of which **have** 1 pair of **legs**.

[ohioline.osu.edu/hyg-fact/2000/2067.html](http://ohioline.osu.edu/hyg-fact/2000/2067.html)



when is easter 2010

Search

Advanced Search

AskEraser Settings

Showing 1-10 of 14,470,000 results

when is [easter](#) 2010

Web

Images

News

Deal\$

Videos

Q&A Beta

More ▾



Source

**Easter Sunday** was Sunday, April 04, 2010 this year.

Sources: [HappyEaster.org](#) · [CalendarDate.com](#)

Search For: [Gifts](#)

See Also: [Traditions](#) · [Boiling Eggs](#) · [Encyclopedia](#) · [Recipes](#) · [Crafts](#)

Related Holidays: [Good Friday](#) · [Lent](#)

### Related Searches

[2010 Calendar](#)

[Give Me the Calendar for Year 2010](#)

[Dates of Easter Sundays](#)

[Holiday Calendar](#)

[Easter Sunday Dates](#)

[Day of Week for a Given Date](#)

[Full Moon Dates](#)

[Easter Dates in Future Years](#)

### When is easter 2010?

Easter of 2010, will be celebrated in April. Sunday, April 4th is the day for Easter. The Easter Bunny will be bringing candy. Families will be dying eggs.

[http://answers.ask.com/Society/Holidays/when\\_is\\_easter\\_...](http://answers.ask.com/Society/Holidays/when_is_easter_...)



when is easter 2009

Search

[Advanced Search](#)  
[Preferences](#)

Web [Show options...](#)

**Easter** — Date: (Western) April 12, 2009 (Orthodox) April 19, 2009

According to <http://www.holidays.net/easter/eادات.htm>

[When Is Easter 2009? - Date of Easter 2009](#) [↑] [×]

**Easter**, the greatest holiday in the Christian calendar, celebrates the Resurrection of Jesus

Web Images Videos Shopping Maps More MSN Hotmail



Beta

when is easter 2010

Show all  Only English  Only from Germany

ALL RESULTS

[Easter Egg Hotel](#) · [www.TripAdvisor.de](http://www.TripAdvisor.de)

Hotels finden, Preise vergleichen, Kritiken lesen. Tripadvisor

[Happy Easter 2010 – Wolfpaper Picture Archive](#)

Happy **Easter 2010** – Wolfpaper Picture Archive (April 2010)  
Monty Sloan and others  
[kiza.kcore.de/wolfpaper-archive/2010-04-02](http://kiza.kcore.de/wolfpaper-archive/2010-04-02) · [Cached page](#)

[Fartow.com // Easter 2010](#)

Welcome to Fartow | Farhad Towfighian Photography | [www.fartow.com](http://www.fartow.com) · [Cached page](#)

[haaaapppyy easter 2010 :\) | Facebook](#)

Welcome to a Facebook Page about haaaapppyy easter

RELATED SEARCHES

[Holidays 2010](#)

[When Is Easter 2011](#)

[When Is Passover 2010](#)

[When Is Thanksgiving 2010](#)

[When Is Memorial Day 2010](#)

[When Is Mother's Day 2010](#)

[When Is Good Friday 2010](#)

[2010 Holiday Calendar](#)



when is easter 2010

About 45,100,000 results (0.21 seconds)

Everything

More

Any time

Past 3 months

More search tools

[When Is Easter 2010? - Date of Easter 2010](#) ☆

**Easter**, the greatest feast day in the Christian calendar, celebrates Jesus Christ.

[catholicism.about.com/od/.../fEaster2010\\_Date.htm](http://catholicism.about.com/od/.../fEaster2010_Date.htm) - [Cached](#) - [Sim](#)

[When is Easter 2010, 2011, 2012, 2013, 2014, 2015, 2016](#)

What day does **Easter** fall on in 2010? **When is Easter** Sunday 2010, 2014, 2015, 2016.

[www.apples4theteacher.com](http://www.apples4theteacher.com) > ... > [Religious Easter](#) - [Cached](#) - [Sim](#)

[When Is Easter Sunday in 2010?](#) ☆

**When Is Easter** Sunday in 2010? In the year 2010, **Easter** Sunday

# Interaction Styles in Activity-Based Design

- Five main interaction modes with associated interaction styles:
  - **Giving instructions:** issuing commands
    - » command language, using keyboard and function keys
    - » menu system
  - **Conversing:** interacting with the system as if having a conversation
    - » using step-by-step windows
    - » using natural language (speech output / possibly speech recognition)
  - **Manipulating and navigating:** acting on objects
    - » using desktop icons
    - » using physical or virtual objects
  - **Exploring and browsing:** finding out and learning things
    - » web style, augmented reality
  - **Proactive computing:** computer acts based on assumed needs of the user
    - » automated filtering (e.g. spam filter)
    - » software agents

# Interaction Style 3: Manipulating and Navigating

- Involves dragging, selecting, opening, closing and zooming actions on virtual objects
- Exploits users' knowledge of how they move and manipulate in the physical world
- Examples
  - what you see is what you get (WYSIWYG)
  - the direct manipulation approach (DM)
- Shneiderman (1983) coined the term *Direct Manipulation* (DM), triggered by his fascination with computer games at the time
- Common model in the desktop world





# Core principles of Direct Manipulation (DM)

- Continuous representation of objects and actions of interest
- Physical actions and button pressing instead of issuing commands with complex syntax
- Rapid reversible actions with immediate feedback on object of interest

# Why are DM interfaces so enjoyable?

- Novices can learn the basic functionality quickly
- Experienced users can work extremely rapidly to carry out a wide range of tasks, even defining new functions
- Intermittent users can retain operational concepts over time
- Error messages are rarely needed
- Users can immediately see if their actions are furthering their goals and if not do something else
- Users experience less anxiety
- Users gain confidence and mastery and feel in control

# What are the disadvantages with DM?

- Some people take the metaphor of direct manipulation too literally
  - Example: ejecting a volume in MacOS
- Not all tasks can be described by objects and not all actions can be done directly
- Some tasks are better achieved through delegating
  - e.g. spell checking
- Can waste extensive screen space
- Moving a mouse around the screen can be slower than pressing function keys to do the same actions

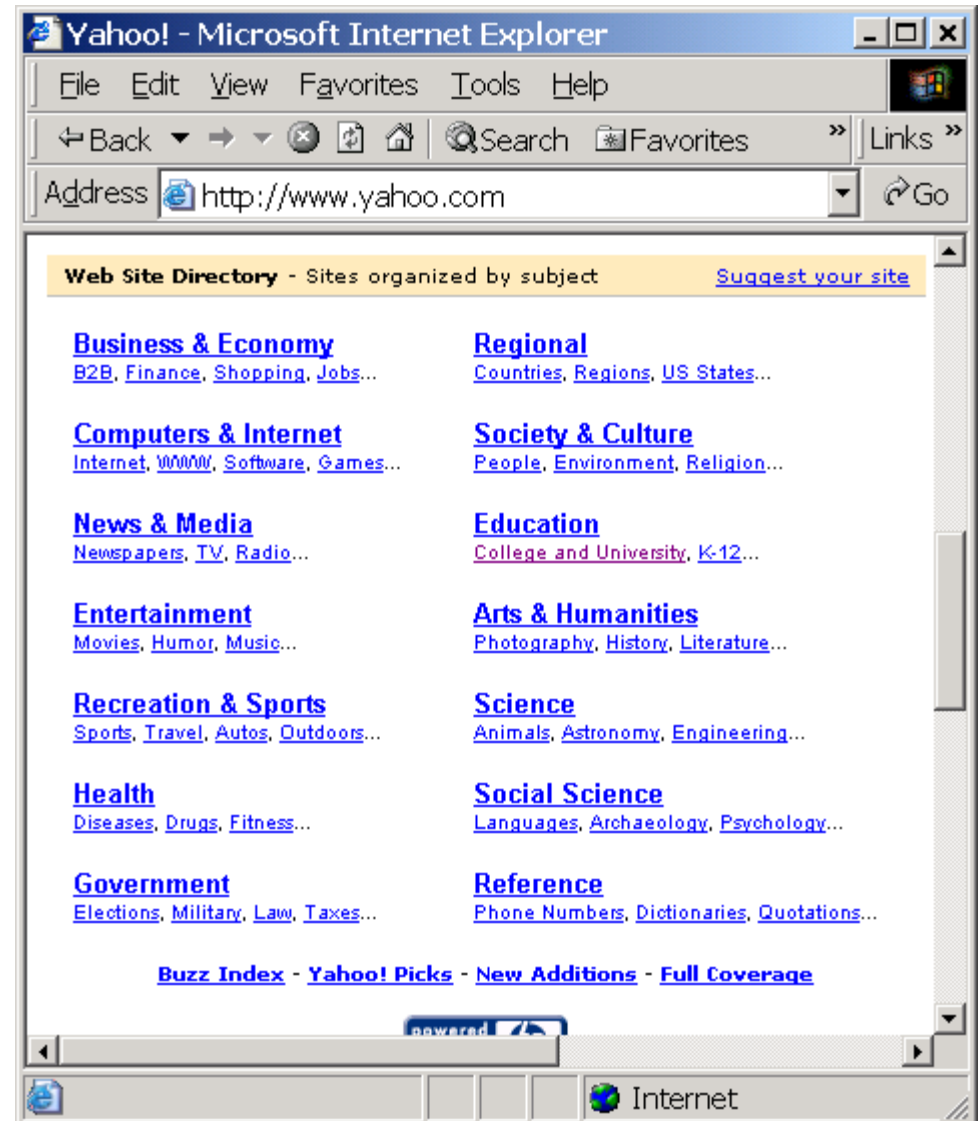


# Interaction Styles in Activity-Based Design

- Five main interaction modes with associated interaction styles:
  - **Giving instructions:** issuing commands
    - » command language, using keyboard and function keys
    - » menu system
  - **Conversing:** interacting with the system as if having a conversation
    - » using step-by-step windows
    - » using natural language (speech output / possibly speech recognition)
  - **Manipulating and navigating:** acting on objects
    - » using desktop icons
    - » using physical or virtual objects
  - **Exploring and browsing:** finding out and learning things
    - » web style, augmented reality
  - **Proactive computing:** computer acts based on assumed needs of the user
    - » automated filtering (e.g. spam filter)
    - » software agents

# Interaction Style 4: Exploring and browsing

- Similar to how people browse information with existing media (e.g. newspapers, magazines, libraries)
- Information is structured to allow flexibility in the way user is able to search for information
  - e.g. multimedia, web



# Interaction Styles in Activity-Based Design

- Five main interaction modes with associated interaction styles:
  - **Giving instructions:** issuing commands
    - » command language, using keyboard and function keys
    - » menu system
  - **Conversing:** interacting with the system as if having a conversation
    - » using step-by-step windows
    - » using natural language (speech output / possibly speech recognition)
  - **Manipulating and navigating:** acting on objects
    - » using desktop icons
    - » using physical or virtual objects
  - **Exploring and browsing:** finding out and learning things
    - » web style, augmented reality
  - **Proactive computing:** computer acts based on assumed needs of the user
    - » automated filtering (e.g. spam filter)
    - » software agents

# Interaction Style 5: Proactive Computing

- The system tries to predict the future
- Range from simple sensing systems ...
  - Automatic sliding doors
- ... to methods from artificial intelligence
  - “You might be interested in” / “People who bought X also bought Y”
  - Sampling data, using, e.g. neural networks to find clusters / trends
- Advantages
  - Can speed up processes
  - Relieves the user from some tasks / load
- Problems
  - Can be error-prone
  - Can distract from the task



# Which Conceptual Model is Best?

- **Direct manipulation** is good for 'doing' types of tasks, e.g. designing, drawing, flying, driving, sizing windows
- **Issuing instructions** is good for repetitive tasks, e.g. spell-checking, file management
- **Having a conversation** is good for children, computer-phobic, disabled users and specialised applications (e.g. phone services)
- **Exploring and browsing** is good if the task is explorative
- **Proactive computing** is good if it works
  
- **Hybrid conceptual models** are often employed, where different ways of carrying out the same actions are supported at the interface
  - Toolbar, Menus and Keyboard short cut offer same function
  - Can replace *Expert-Mode* and *Novice-Mode* in the UI

# Designing Interactive Systems

- Requirements vs. Design
- How to Create a Conceptual Model
- Object-Oriented Design of Interactive Systems
- Activity-Based Design of Interactive Systems
- Interface Metaphors
- Tools and Methods for Prototype Design
- Describing and Specifying Interactive Systems
- Design Patterns for HCI

Bringing Requirements to Users - Prototyping - Design Pattern

# Interface Metaphors

- “*A direct comparison between two or more seemingly unrelated subjects*”
  - Transfer of knowledge from one domain to another
- Interface designed to be similar to a physical entity but with own properties
  - e.g. desktop metaphor, web portals
- Can be based on activity, object or a combination of both
- Exploit user’s familiar knowledge, helping them to understand ‘the unfamiliar’
  
- Benefits:
  - Makes learning new systems easier
  - Helps users to understand the underlying conceptual model
  - Can be very innovative
  - Can lead to accessibility for a greater diversity of users

# Problems with Interface Metaphors

- Sometimes break conventional and cultural rules
  - e.g. recycle bin placed on desktop
- Can constrain designers in the way they conceptualize a problem space
- Can conflict with design principles
- Forces users to only understand the system in terms of the metaphor
- Designers can inadvertently use bad existing designs and transfer the bad parts over
- Limits designers' imagination in coming up with new conceptual models



# Example: Data Mountain

(Robertson, UIST'98, Microsoft)



# Example „Pile“ metaphor

(Mander et al., CHI'92, Apple)

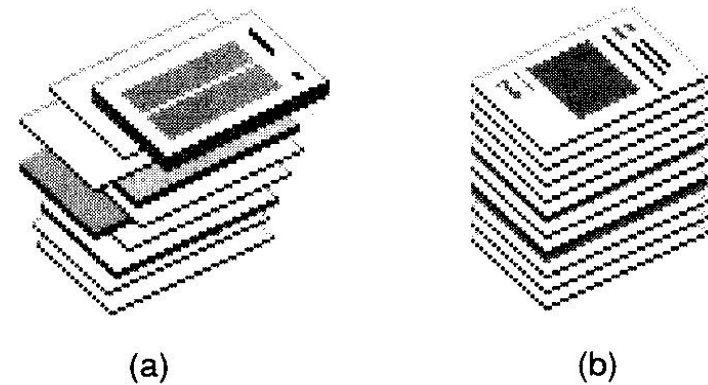


Figure 1. Piles on the desktop. In general, piles can contain various media, such as folders and individual documents. The pile in (a) was created by the user, and is consequently disheveled in appearance. In addition, the system can create piles for the user, based on rules explicitly stated by the user or developed through user-system collaboration. These piles have a neat appearance, as shown in (b), to indicate that there is a script, or set of rules, behind them.

---






Figure 2. Adding a document to a pile. If a document is positioned over an existing pile, the pile highlights to show that it can accept the new document. When the mouse button is released the document 'drops' onto the pile.

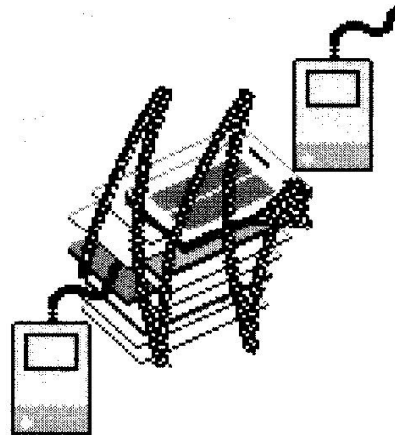


(a)




(b)


Figure 4. Browsing by spreading out a pile. Gesturing sideways with the mouse pointer, or with a finger in the case of a touch screen, causes the pile contents to spread out. Individual items can now be directly manipulated.



(a)



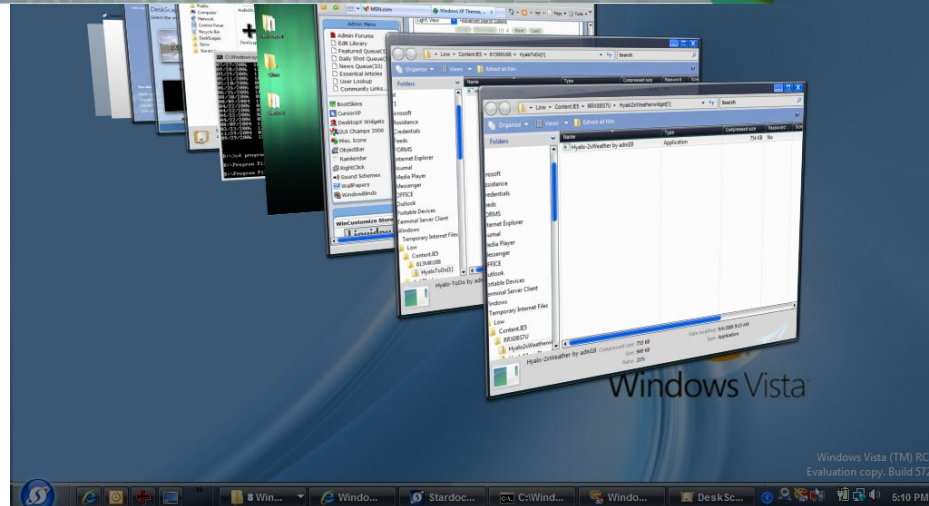

(b)



(c)

Figure 5. Browsing while maintaining the pile's structure. Gesturing vertically with the mouse pointer as shown in (a), or with a finger in the case of a touch screen, generates a 'viewing cone' (b) that contains a miniature version of the first page of the item under the pointer. This viewing cone will follow the vertical position of the pointer; the miniature changes as the pointer moves over each item. The user can move through the pages of an item in the viewing cone by using the left and right cursor keys on the keyboard. When an item is visible in the viewing cone, it can be selected by clicking the mouse button. The item then appears next to the pile on the desktop, as shown in (c).

# 15 Years Later: “Flip 3D”, “Cover Flow”, “Stacks”



<http://bumptop.com/>  
(acquired by Google 2010)

# Designing Interactive Systems

- Requirements vs. Design
- How to Create a Conceptual Model
- Object-Oriented Design of Interactive Systems
- Activity-Based Design of Interactive Systems
- Interface Metaphors
- Tools and Methods for Prototype Design
- Describing and Specifying Interactive Systems
- Design Patterns for HCI

Bringing Requirements to Users - Prototyping - Design Pattern

# Purposes of Prototypes

- Usability testing
  - How the product will fit into the users' lives
- Validation of customer requirements
- “Living” design specification
- Information development
  - Which data needs to be recorded?
- Marketing support
  - Convincing upper level management

# Design Cycles & Prototyping

- Creating prototypes is important to get **early** feedback
  - From the project team (prototypes help to communicate)
  - From potential users
- Different types of prototypes
  - Low-fidelity prototypes (e.g. paper prototypes)
  - Hi-fidelity prototypes (e.g. implemented and semi-functional UI)
  - Fidelity is referring to detail
- Tools & Methods
  - Sketches & Storyboards
  - Paper prototyping
  - Using GUI-builders to prototype
  - Limited functionality simulations
  - Wizard of Oz

# Minimize the time for design Iterations

## “Make errors quickly!”

- Idea of rapid prototyping
- Enables the design team to evaluate more design options in detail
- If you go all the way before evaluating your design you risk a lot!
- Sketches and paper prototypes can be seen as a simulation of the real prototype

- Without paper prototyping:

– Idea – sketch – implementation – evaluation



- With paper prototyping:

– Idea – sketch/paper prototype – evaluation – implementation - evaluation



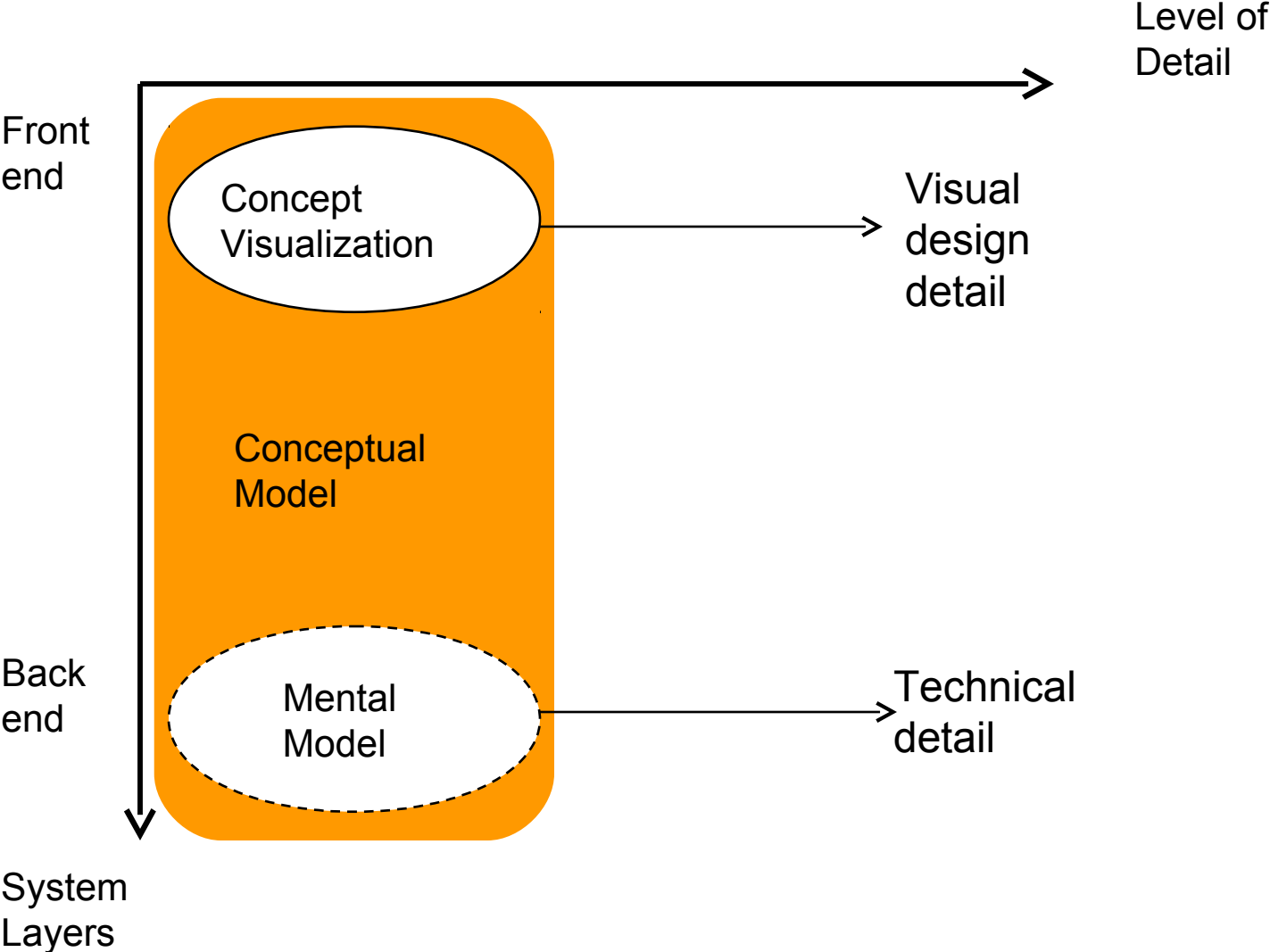


# Testing prototypes to choose among alternatives

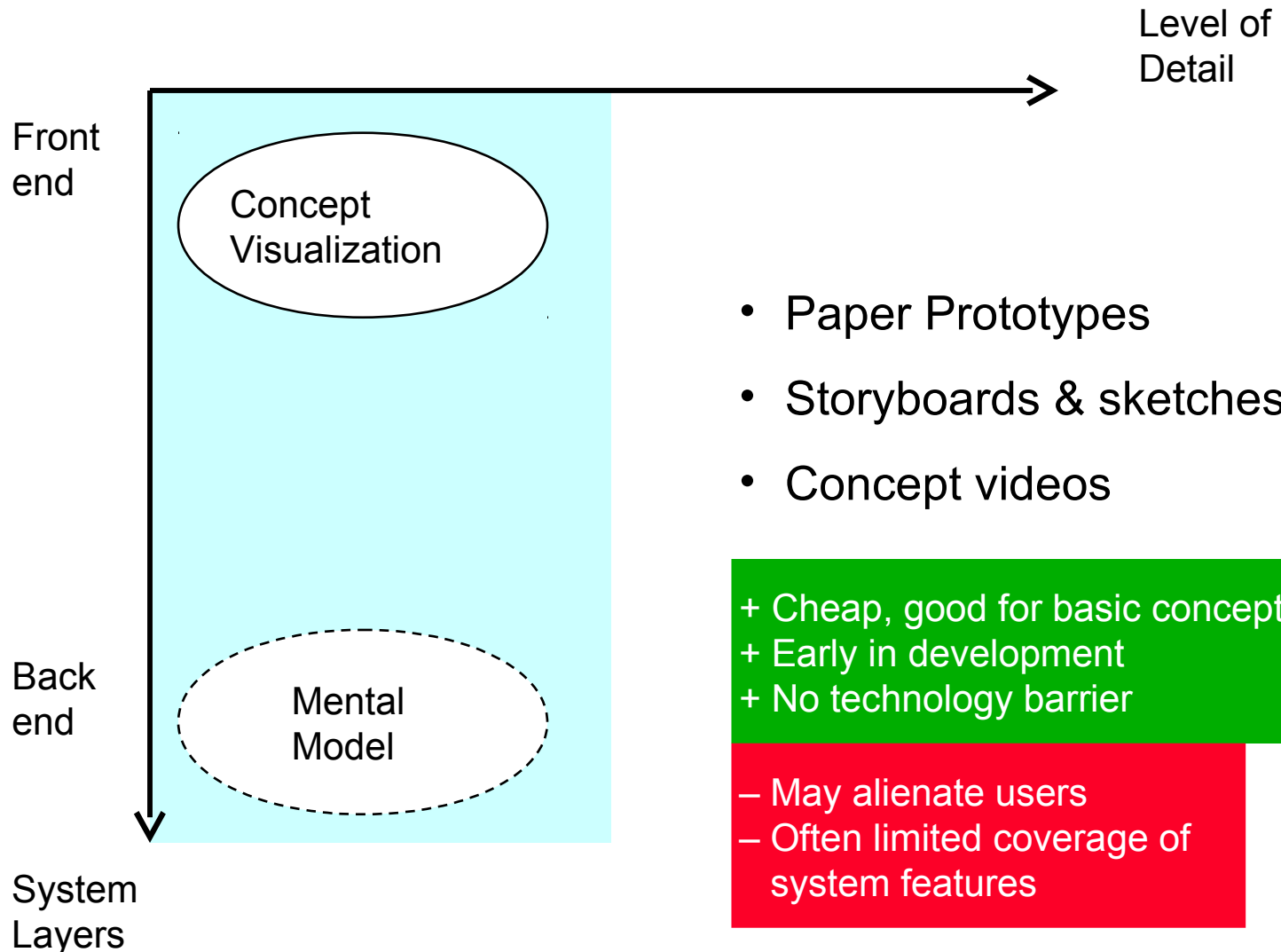


<http://www.combimouse.com>

# Concept and Details



# Low-Fidelity Prototypes



# Low-Fidelity Prototyping: Paper Prototypes

- Advantages of paper prototypes
  - Cheap and quick – results within hours!
  - Helps to find general problems and difficult issues
  - Make the mistakes on paper and make them before you do your architecture and the coding
  - Can save money by helping to get a better design (UI and system architecture) and a more structured code
  - Enables non-technical people to interact easily with the design team (no technology barrier for suggestions)
  - Provisional presentation invites observers to propose changes
- Get users involved!
  - To get the full potential of paper-prototypes these designs have to be tested with users
  - Specify usage scenarios
  - Prepare tasks that can be done with the prototype

# Paper Prototypes

- Specify the set of tasks that should be supported
- Create a paper prototype using office stationery
  - Screens, dialogs, menus, forms, ...
  - Specify the interactive behavior
- Use the prototype
  - Give users a specific task and observe how they use the prototype
  - Ask users to “think aloud” – comment what they are doing
  - At least two people
    - » One is simulating the computer (e.g. changing screens)
    - » One is observing and recording
- Evaluate and document the findings
  - What did work – what did not work
  - Where did the user get stuck or chose alternative ways
  - Analyze comments from the user
- Iterate over the process (make a new version)

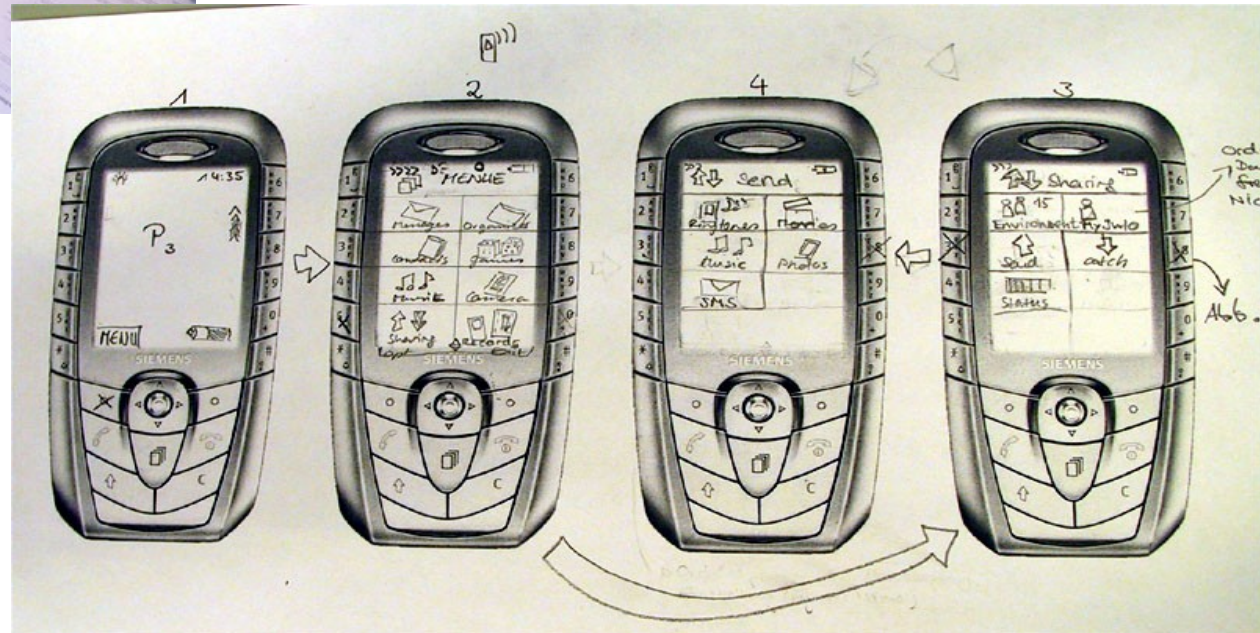
# Paper Prototyping – Example I



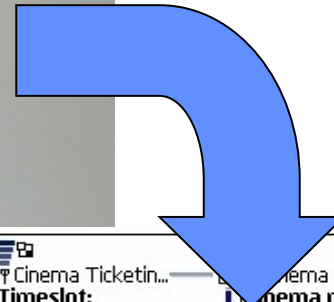
# Sketches & Storyboards



- Storyboards as for movies
  - A picture for each key scene
- Sketch out the application
  - Key screens
  - Main interaction
  - Important transitions
- Helps to communicate and validate ideas
  - Easy to try out different options, e.g. document base vs. application based
- Ignore details, e.g.
  - what font to use, how icons will look like



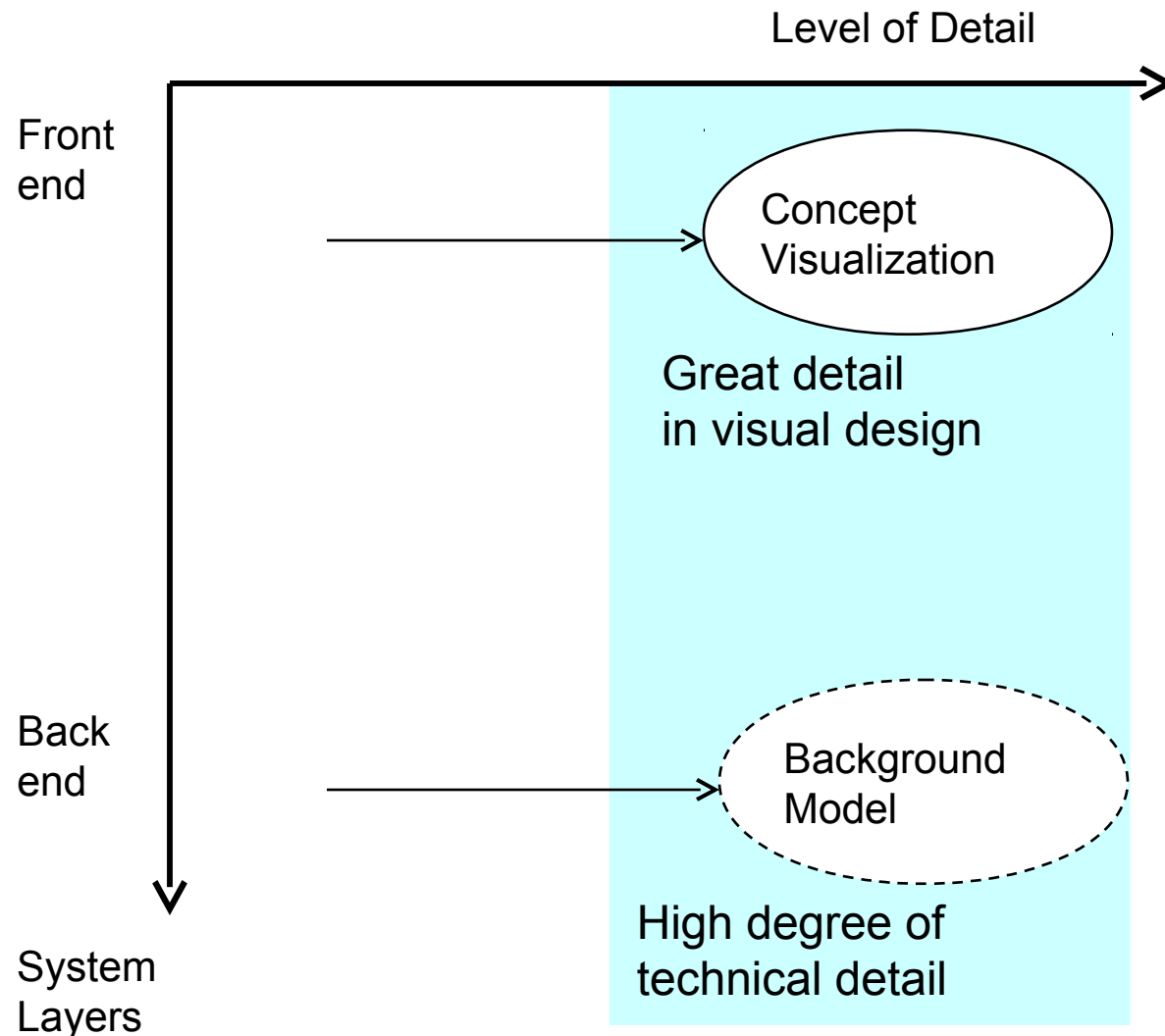
# Paper Prototyping – Example II



<p>¶ Cinema Ticketin...  <b>Timeslot:</b>  <input type="radio"/> 13:00  <input type="radio"/> 15:00  <input type="radio"/> 17:00  <input type="radio"/> 20:00  <input type="radio"/> 23:00  <b>Cinema name:</b>  <input checked="" type="radio"/> Maxx  <input type="radio"/> Mathaeser  <input type="radio"/> Marmor Haus  <input type="radio"/> Leopold  <b>Movie title:</b>  <input checked="" type="radio"/> Geisha  <input type="radio"/> XMen 3  <input type="radio"/> Pirates of the caribb...  <input type="radio"/> Da Vinci Code  <b>Number of tickets:</b>  <input checked="" type="radio"/> 1  <input type="radio"/> 2  <input type="radio"/> 3  Options <b>Select</b></p>	<p>¶ Cinema Ticketin...  <b>Cinema name:</b>  <input checked="" type="radio"/> Maxx  <input type="radio"/> Mathaeser  <input type="radio"/> Marmor Haus  <input type="radio"/> Leopold  <b>Movie title:</b>  <input checked="" type="radio"/> Geisha  <input type="radio"/> XMen 3  <input type="radio"/> Pirates of the caribb...  Options <b>Select</b></p>	<p>¶ Cinema Ticketin...  <b>Movie title:</b>  <input checked="" type="radio"/> Geisha  <input type="radio"/> XMen 3  <input type="radio"/> Pirates of the caribb...  <input type="radio"/> Da Vinci Code  <b>Number of tickets:</b>  <input checked="" type="radio"/> 1  <input type="radio"/> 2  <input type="radio"/> 3  Options <b>Select</b></p>	<p>¶ Cinema Ticketin...  <b>Ticket validation result:</b>  The validation of the requested tickets produced the following result:  There are tickets available for your request! Details:Cinema name: Maxx Movie title:  Options <b>Send</b></p>
<p>¶ Cinema Ticketin...  request! Details:Cinema name: Maxx. Movie title: Geisha. Number of tickets: 1. Start date time: Sat Jun 17 13:00:00 CEST 2006. Overall price: 5 Euro.  <b>Customer name:</b>  <input type="text"/>  Options <b>Send</b></p>	<p>¶ Cinema Ticketin...  <b>Ticket order result:</b>  The ticket order request produced the following result:  Tickets booked for customer: dfsdf  <b>Card number:</b>  <input type="text"/>  <b>Payment method:</b>  <input type="text"/>  Options <b>Send</b></p>	<p>¶ Cinema Ticketin...  TICKETS BOOKED FOR customer: dfsdf  <b>Card number:</b>  <input type="text"/>  <b>Payment method:</b>  <input checked="" type="radio"/> Mastercard  <input type="radio"/> American Express  <input type="radio"/> Visa  <input type="radio"/> PayPal  Options <b>Send</b></p>	<p>¶ Cinema Ticketin...  <b>Ticket order result:</b>  The ticket order request produced the following result:  Confirmation! Payment for cinema tickets has been successful. The electronic order reference number will be sent to you via SMS  Capture <b>Main</b></p>



# High-Fidelity Prototypes



- HTML, Javascript
- Flash, Director
- GUI Builders

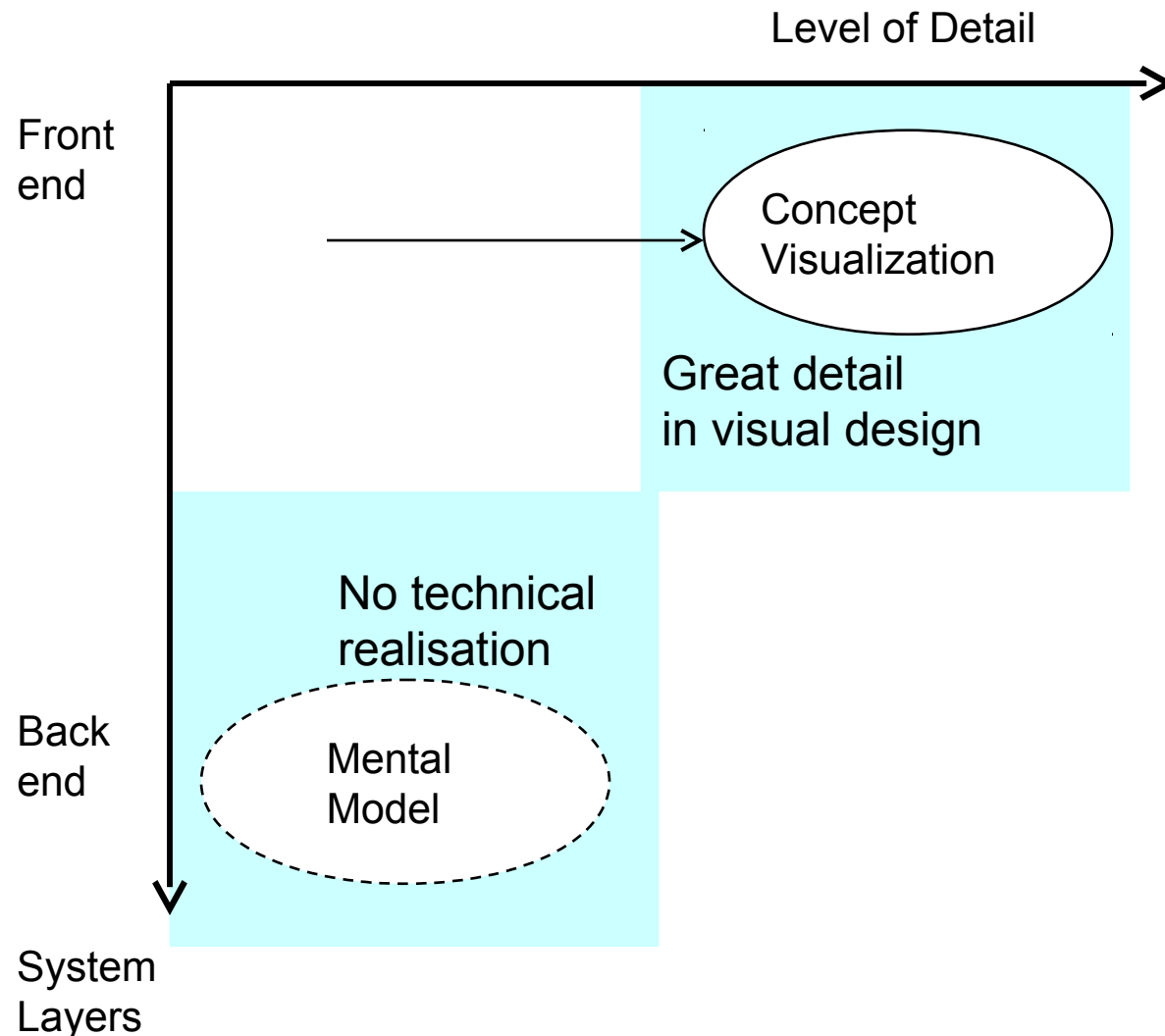
+ Realistic impression  
+ Detailed user feedback  
+ Timing, interaction

– Expensive  
– Functionality needs to be restricted  
– May limit creativity of test users

# High-fidelity Prototypes

- Looks & feels like the final product to the user
  - Colors, screen layout, fonts, ...
  - Text used
  - Response time and interactive behavior
- The functionality, however, is restricted
  - Only certain functions work
  - Functionality is targeted towards the tasks (e.g. a search query is predetermined)
  - Non-visible issues (e.g. security) are not regarded
- Can be used to predict task efficiency of the product
- Feedback often centered around the look & feel
- Standard technologies for implementation
  - HTML, JavaScript
  - Flash, Director, presentation programs
  - GUI Builder (e.g. Visual Basic, Delphi, NetBeans)

# Cheap High-Fidelity Prototypes



- “Wizard of Oz”

# Wizard-of-Oz Prototyping

- “The man behind the curtain”
  - Children’s book 1900, movie 1939
- Do not implement the hard parts in the prototype – just let a human control the system’s reaction
- Typical areas
  - Speech recognition
  - Speech synthesis
  - Annotation
  - Reasoning
  - Visual Perception
- Provides the user with the experience without extensive implementation effort for the prototype

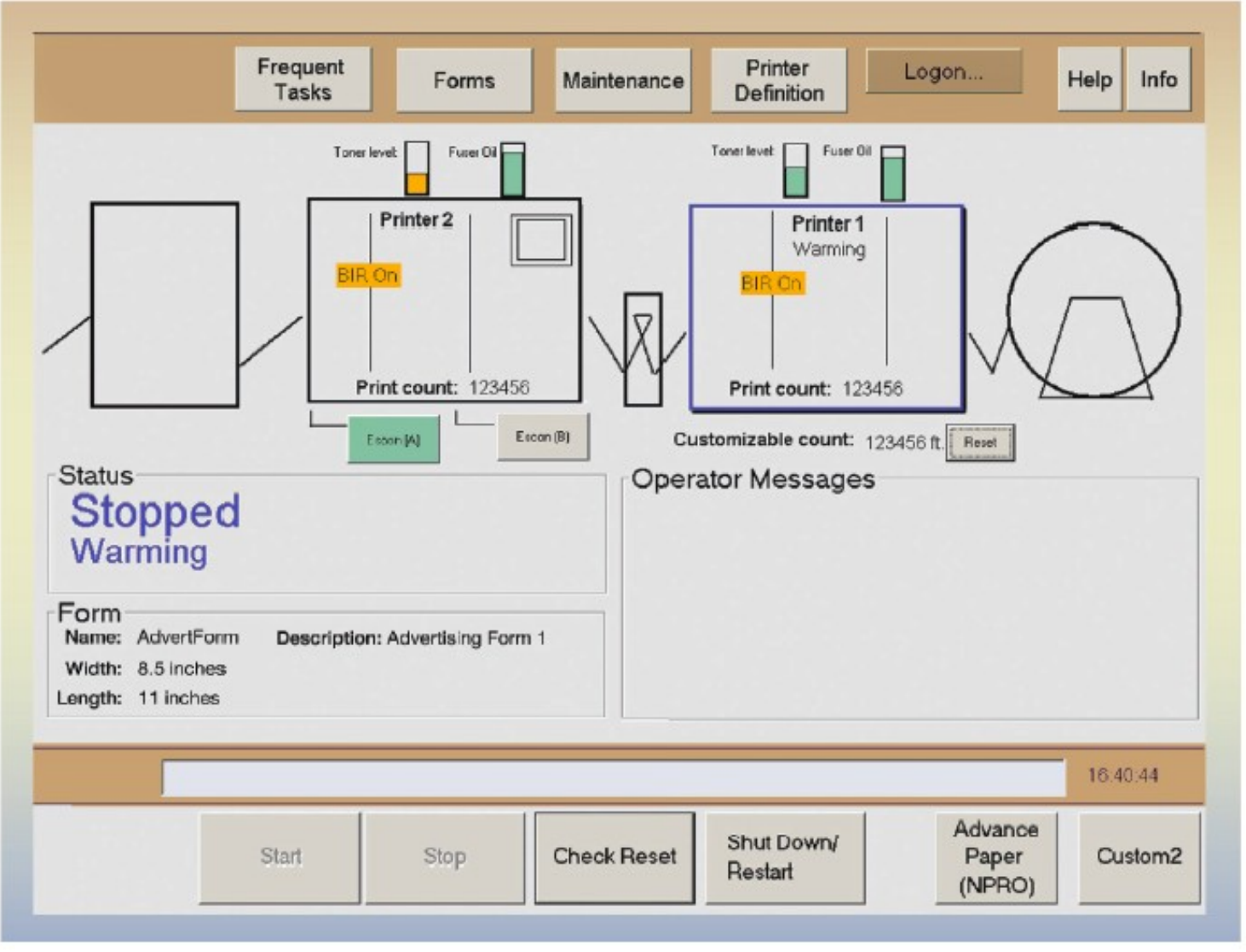


# Visual Design and User Feedback

- Highly realistic, aesthetically pleasing interface prototype
  - Often leads to restricted scope of evaluation comments
  - Users do not question the basic concept anymore
  - Feedback concentrates on details of visual design, interaction details
- Realistic but aesthetically less convincing prototype
  - May help users to question the concept
  - Can easily be improved to better visual designs
- “Keep it ugly”

R. Van Buskirk and B. W. Moroney: Extending Prototyping,  
*IBM Systems Journal* - Vol. 42, No. 4, 2003 - Ease of Use

# “Keep it Ugly” - Example (1)



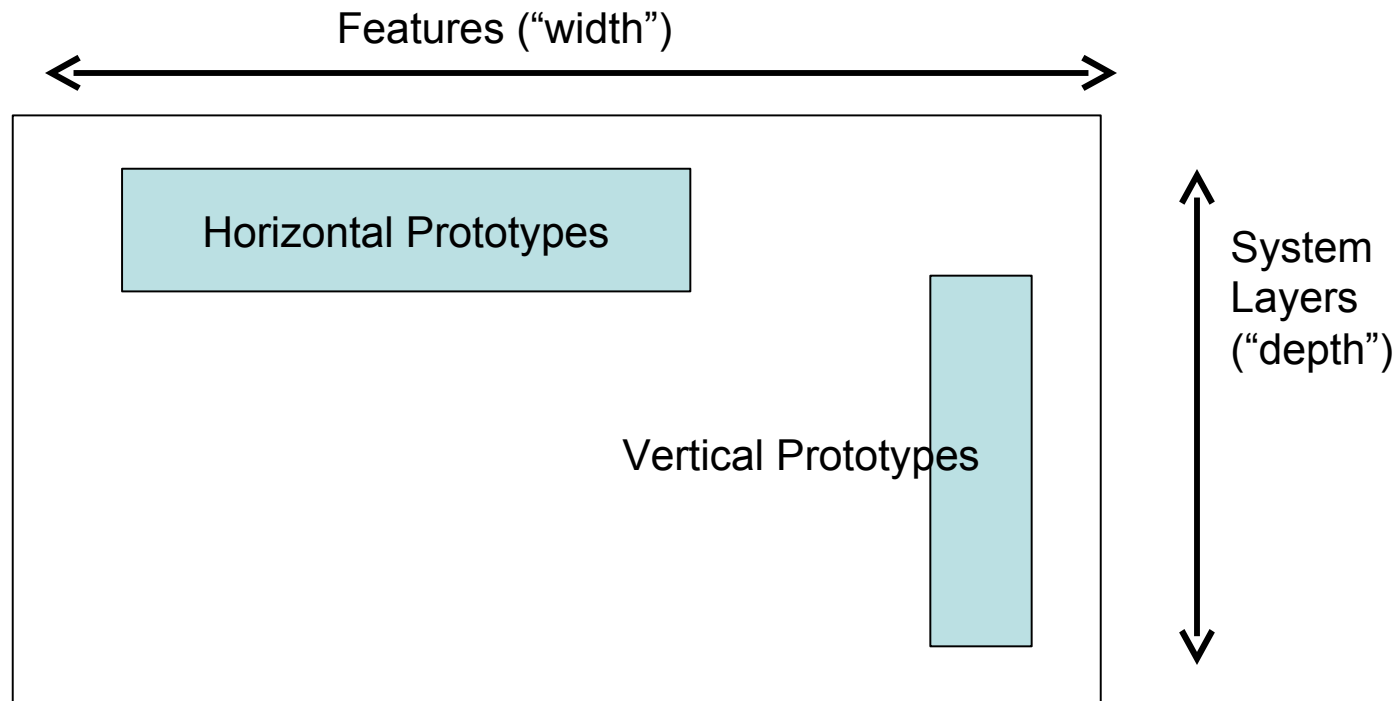
“Ugly”  
Version

# “Keep it Ugly” - Example (2)



Polished  
Version

# Horizontal and Vertical Prototyping



Please note: the meaning of the horizontal dimension is slightly different to previous drawings!



# Horizontal Prototyping

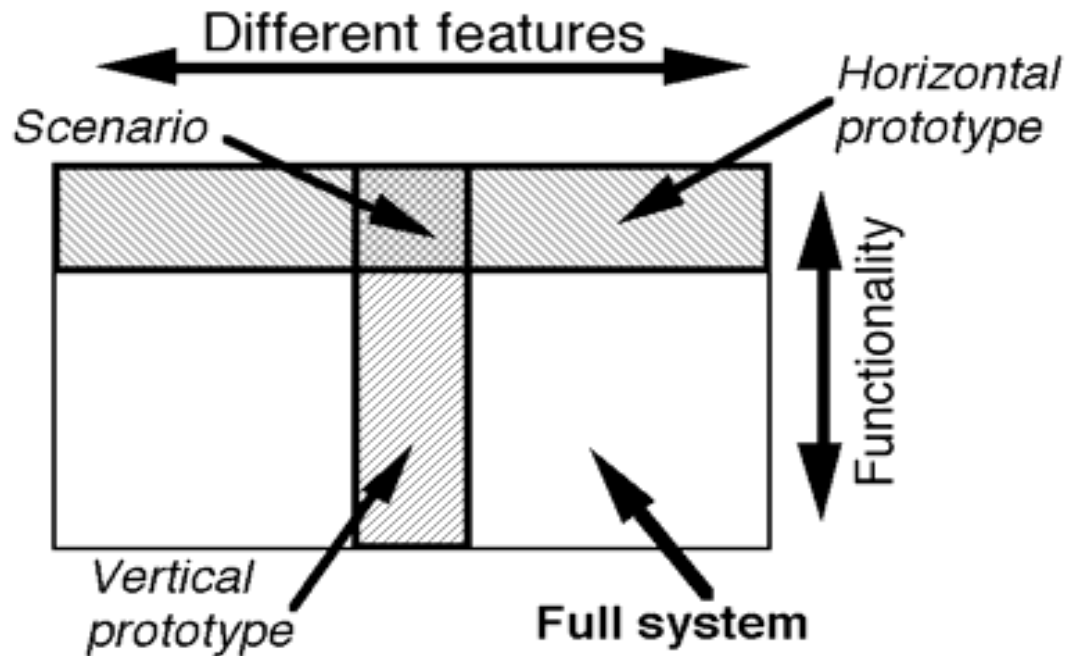
- Demonstrate the feature spectrum of a product
- Allows the user to navigate the system
- The actual functions are not implemented
- Helps to evaluate / test
  - Navigation (e.g. finding a specific function or feature)
  - Overall user interface concept
  - Feature placement
  - Accessibility
  - User preferences
- Applicable in low-fidelity prototyping and high-fidelity prototyping
- Used in early design stages
  - To determine the set of features to include
  - To decide on the user interface concept
- Example: overall usage of a mobile phone

# Vertical Prototyping

- Demonstrate a selected feature of a product
- Allows the user only to use this specific function
- The details of the function/feature are shown/implemented
- Helps to evaluate / test
  - The optimal design for a particular function
  - Optimize the usability of this function
  - User performance for this particular function
- Mainly used in high-fidelity prototyping but can be applicable to low-fidelity prototyping
- Used in early design stages
  - To compare different designs for a specific function
- Used in later design stages
  - To optimize the usage of a specific function
- Example: a new input method for writing SMS on a mobile phone

# Scenarios as Cheap Prototyping Strategy

Scenario as intersection of horizontal and vertical prototyping




[http://www.useit.com/papers/guerrilla\\_hci.html](http://www.useit.com/papers/guerrilla_hci.html) (Jakob Nielsen 1994)

# Example: 1984 Olympic Message System

## A human centered approach

- A public system to allow athletes at the Olympic Games to send and receive recorded voice messages (between athletes, to coaches, and to people around the world)
- Challenges
  - New technology
  - Had to work – delays were not acceptable (Olympic Games are only 4 weeks long)
  - Short development time
- Design Principles
  - Early focus on users and tasks
  - Empirical measurements
  - Iterative design
  - Looks obvious – but it is not!
- ... it worked! But why?



# 1984 Olympic Message System: Methods

- Scenarios instead of a list of functions
- Early prototypes & simulation (manual transcription and reading)
- Early demonstration to potential users (all groups)
- Iterative design (about 200 iterations on the user guide)
- An insider in the design team (ex-Olympian from Ghana)
- On site inspections (where is the system going to be deployed)
- Interviews and tests with potential users
- Full size kiosk prototype (initially non-functional) at a public space in the company to get comments
- Prototype tests within the company (with 100 and with 2800 people)
- “Free coffee and doughnuts” for lucky test users
- Try-to-destroy-it test with computer science students
- Pre-Olympic field trail

The 1984 Olympic Message System: a Test of Behavioral Principles of System Design. 1987  
J. D. Gould , S. J. Boies, S. Levy , J. T. Richards , J. Schoonard. ACM Comm. 30(9)  
(<http://www.research.ibm.com/compsci/spotlight/hci/p758-gould.pdf>)

# Designing Interactive Systems

- Requirements vs. Design
- How to Create a Conceptual Model
- Object-Oriented Design of Interactive Systems
- Activity-Based Design of Interactive Systems
- Interface Metaphors
- Tools and Methods for Prototype Design
- Describing and Specifying Interactive Systems
- Design Patterns for HCI

# Interactive Systems – What can be described?

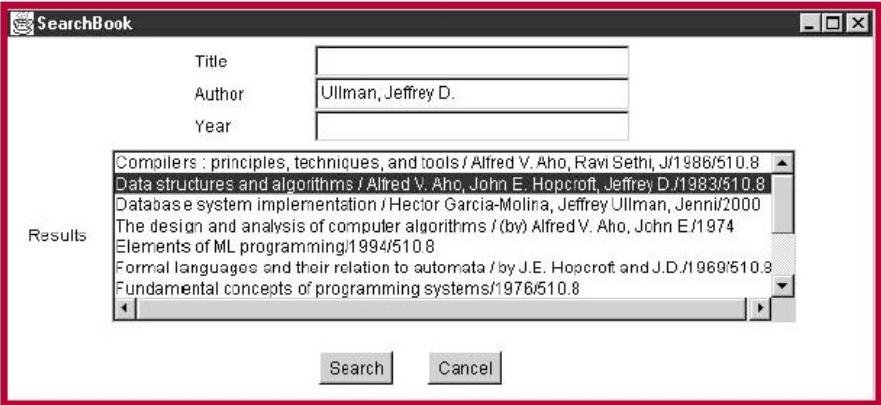
- System functionality with regard to interaction
- Overall interaction concepts (metaphors, styles)
- Layout of key screens, sketches
- Layout of user interface elements (e.g. buttons, icons)
- Navigation and interaction details
- Interactive behavior of a system
- Platform requirements
- Functional assertions (e.g. login will take on average 7 seconds, average time per case is 2 minutes)
- User groups
- ...

# Interactive Systems – How to describe them?

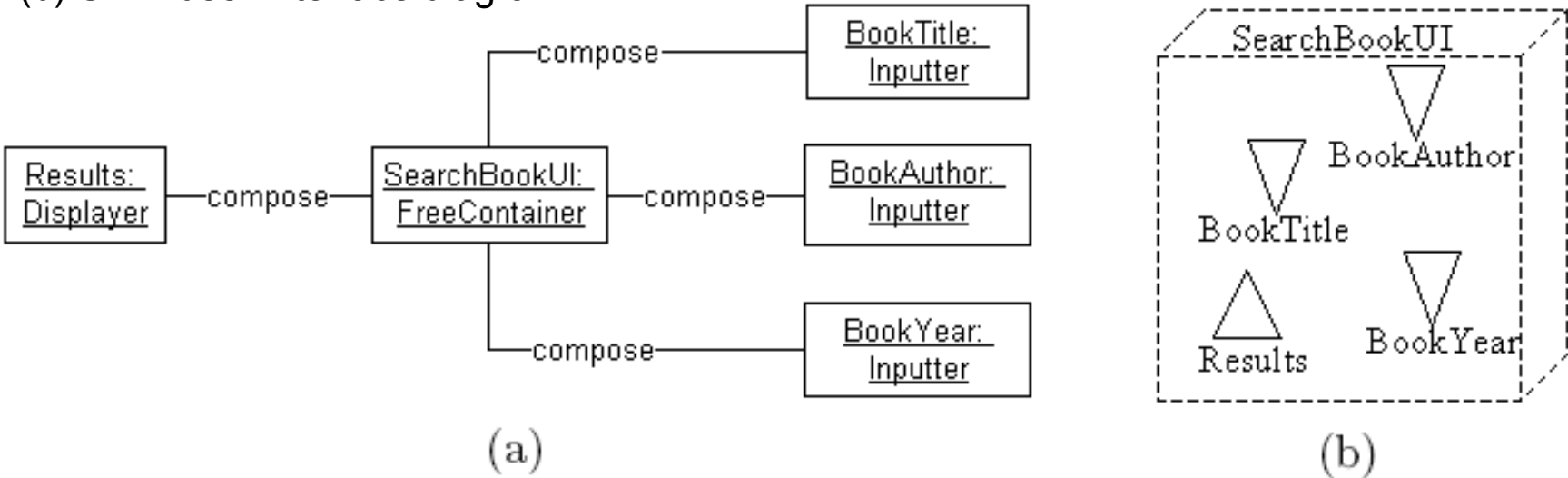
- Informal
  - System descriptions in plain text
  - Scenarios and use cases
  - Sketches and designs
  - Task-action-mappings
- Semi-formal
  - Task-action-grammar
  - Abstract UI description languages, e.g. UML based
    - » examples: UMLi, CTT?
- Formal
  - E.g. Z, state machines
- Implementation languages
  - XML based languages
    - » e.g. XUL (= XML User Interface Language), Microsoft XAML
  - Can be used to generate a concrete UI for the target platform



# UMLi Example (1)



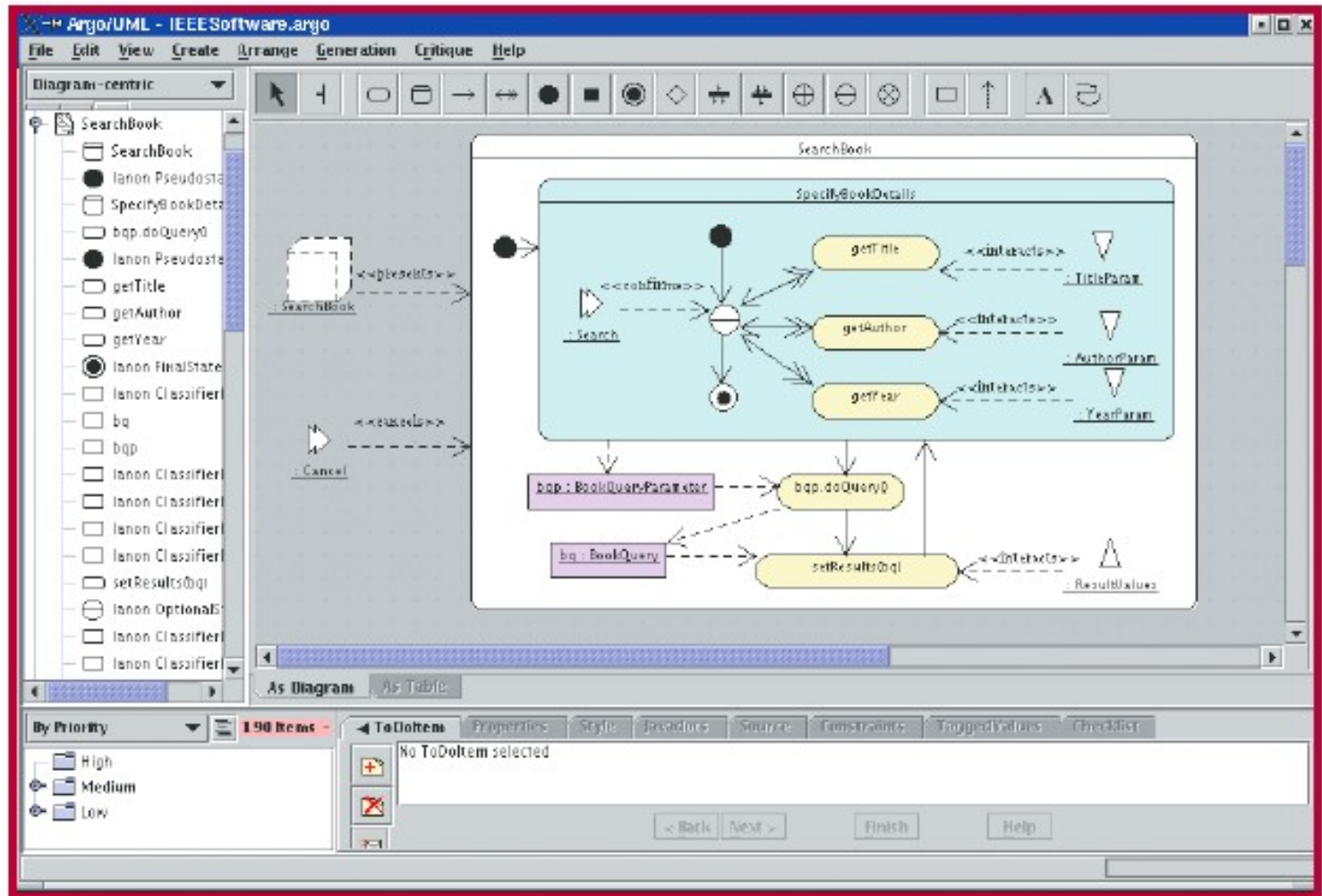
(b) UMLi user interface diagram



P. de Silva/N. Paton: User Interface Modeling in UMLi, *IEEE Software* 20(4) 2003, pp. 62-69

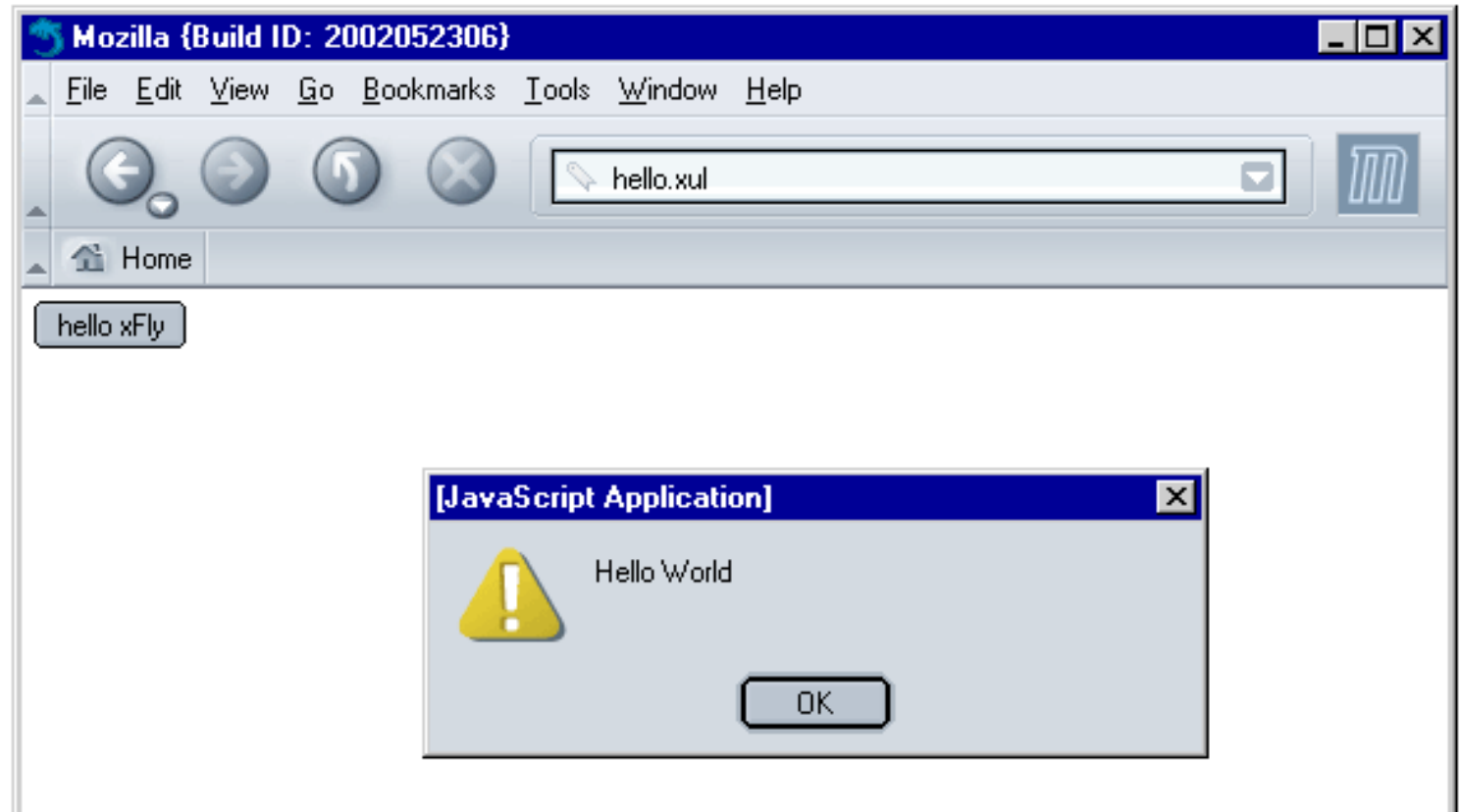
# UMLi Example (2)

- Diagram types for static structure and dynamic behaviour
- Tool support based on UML CASE tools



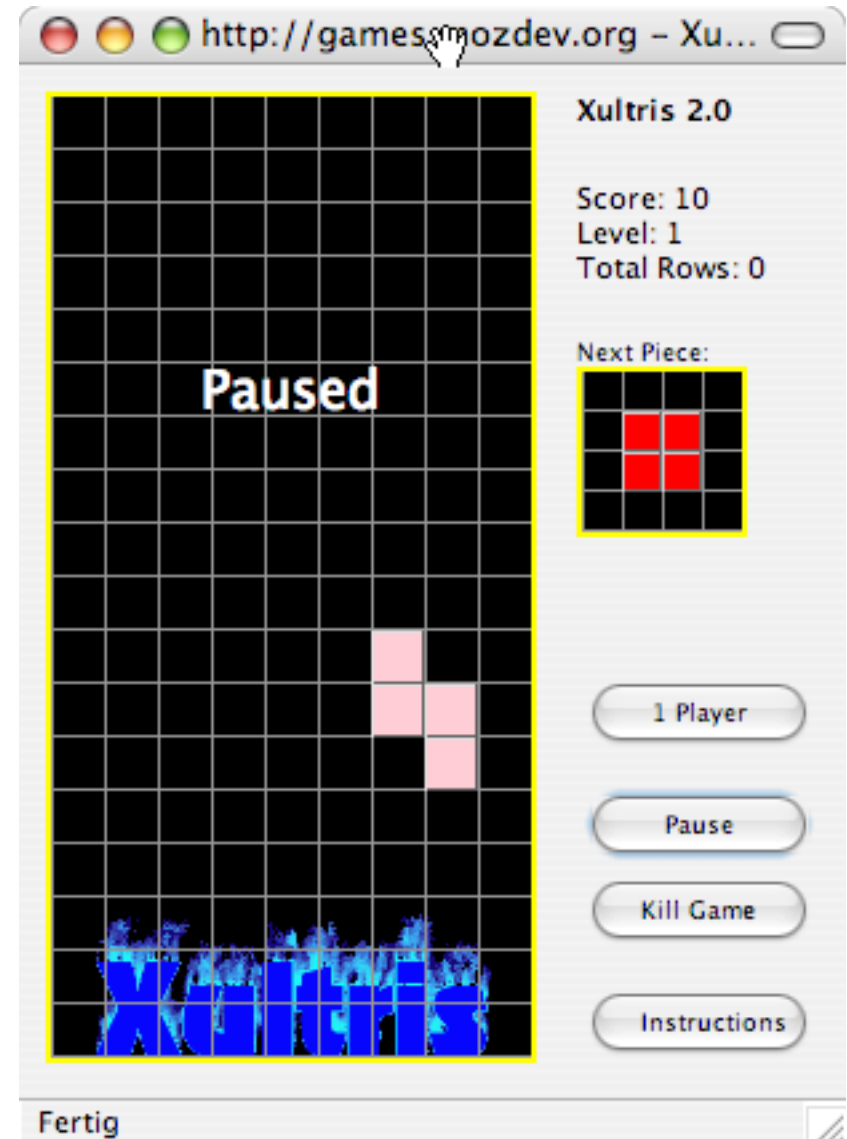
# XUL Example

```
<?xml version="1.0"?>
<!-- Sample XUL file -->
<window xmlns="http://www.mozilla.org/keymaster/gatekeeper/there.is.only.xul">
<box align="center">
  <button label="hello xFly" onclick="alert('Hello World');" />
</box>
</window>
```



# XUL: Platform Independent Interfaces

- Full UI programming environment based only on XML and JavaScript
- Example:  
<http://games.mozdev.org/xultris/>



# Looking Back

- Interaction styles
  - Giving instructions, conversing, manipulating and navigating (direct manipulation), exploring and browsing, proactive computing
- Activity-based vs. object-oriented design
- Interface metaphors
- Prototyping Methods
  - Low-fidelity vs. high-fidelity
  - Horizontal vs. vertical
  - Examples:
    - » paper prototyping
    - » Wizard-of-Oz technique
- Specifying interactive systems
  - Informal, semi-formal, informal methods

# Designing Interactive Systems

- Requirements vs. Design
- How to Create a Conceptual Model
- Object-Oriented Design of Interactive Systems
- Activity-Based Design of Interactive Systems
- Interface Metaphors
- Tools and Methods for Prototype Design
- Describing and Specifying Interactive Systems
- Design Patterns for HCI

Bringing Requirements to Users - Prototyping - Design Pattern

# Design Patterns

“Each pattern describes a problem which occurs over and over again in our environment, and then describes the core of the solution to that problem, in such a way that you can use this solution a million times over, without ever doing it the same way twice.”

*C. Alexander et al., A Pattern Language*

- Design patterns
  - Originated from architecture (Christopher Alexander 1977)
  - Made popular for software design issues by Gamma/Helm/Johnson/Vlissides (“Gang of Four”) 1995
- Patterns are never “invented”
  - Patterns are retrieved from working solutions for problems by generalization
  - Often product of a community, using online repositories for patterns
- Principle is applicable to HCI issues as well
  - In fact, Alexander’s patterns focused on usability!

# 'Architectural Patterns'

## 141 A Room of One's Own

May be part of [Intimacy Gradient \(127\)](#), [The Family \(75\)](#), [House for a Small Family \(76\)](#), [Common Areas at the Heart \(129\)](#).

### Conflict

No one can be close to others, without also having frequent opportunities to be alone.

### Resolution

Give each member of the family a room of his own, especially adults. A minimum room of one's own is an alcove with desk, shelves, and curtain. The maximum is a cottage- like a Teenagers Cottage(154), or an old age cottage(155). In all cases, especially the adult ones, place these rooms at far ends of the intimacy gradient- far from the common rooms.

## 22 Nine Percent Parking

May be part of [Local Transport Areas \(11\)](#), [Community of 7000 Neighbourhood \(14\)](#).

### Conflict

Very simply- when the area devoted to parking is too great, it destroys the land.

### Resolution

Do not allow more than 9% of the land in any given area to be used for parking. In order to prevent the bunching of parking in huge neglected areas, it is necessary for a town or a community to subdivide its land into parking zones no larger than 10 acres each and to apply the same rule in each zone.

May contain [Shielded Parking \(97\)](#), [Small Parking Lots \(103\)](#).

<http://download.org/Etext/Patterns/index.html>  
C. Alexander et al., A Pattern Language



# What is a Design Pattern for Software?

- **Definition** A *pattern* is a schematic solution for a class of related problems.
- Patterns appear on various levels:
  - Analysis patterns
  - Architectural patterns
  - Design patterns
    - » structural patterns
    - » creational patterns
    - » behavioral patterns
  - Language-dependent formulations (*idioms*)

E. Gamma et al., Design Patterns (dt. ‚Entwurfsmuster‘), Addison-Wesley 1995  
M. Grand, Patterns in Java - Volume 1, Wiley 1998

# Description of a Software Design Pattern

- Name
- Problem
  - Motivation
  - Application area
- Solution
  - Structure (class diagram)
  - Pieces (usually names of classes, associations or operations):
    - » “role names”, i.e. place holders for parts of application
    - » fixed parts of implementation
  - Object interaction (e.g. Sequence diagram)
- Discussion
  - Advantages, disadvantages
  - Dependencies, constraints
  - Special cases
  - Known uses

# Patterns as Knowledge Representation

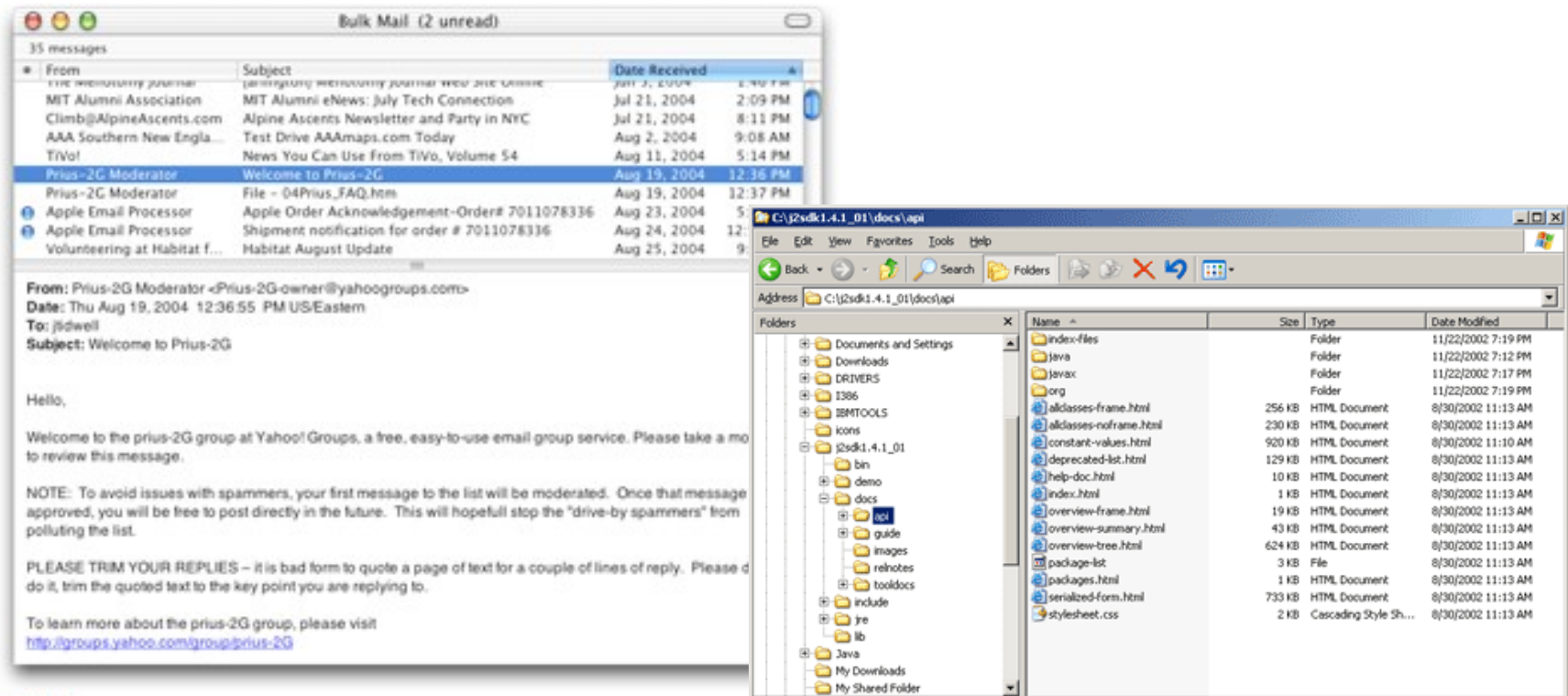
- Many facts and rules of HCI knowledge can be encoded as patterns
  - See e.g. Mahemoff/Johnston 1998
- Examples of pattern encodings of knowledge in HCI:
  - Task patterns
    - » e.g. “Open existing document”
  - User patterns
    - » e.g. “Expert user”, “novice”
  - User interface element patterns
    - » e.g. “Scrollbar”
  - User interface arrangement patterns
    - » e.g. “Show status”
  - Interaction style patterns
    - » e.g. “Instructions”, “Conversion”, “Exploration”
  - Organisational patterns
    - » e.g. “Online repository”

# Concrete Interface Design Patterns

- Jennifer Tidwell 1999, 2005:
  - Catalogue of very concrete user interface design solutions
    - » Organizing the content, Getting around, Organizing the page, Commands and Actions, Showing complex data, Getting input from users, Builders and Editors, Making it look good
  - See <http://www.designinginterfaces.com>
- Martijn von Welie 2003:
  - Interaction design patterns for Web design, GUI design, Mobile UI design
  - See <http://www.welie.com/patterns>
- Jan Borchers 2001:
  - Design patterns for interactive museum exhibits
  - See <http://www.hcipatterns.org/patterns/borchers/patternIndexHtml.html>

# Example: Two-Panel Selector (Tidwell)

## Two-Panel Selector

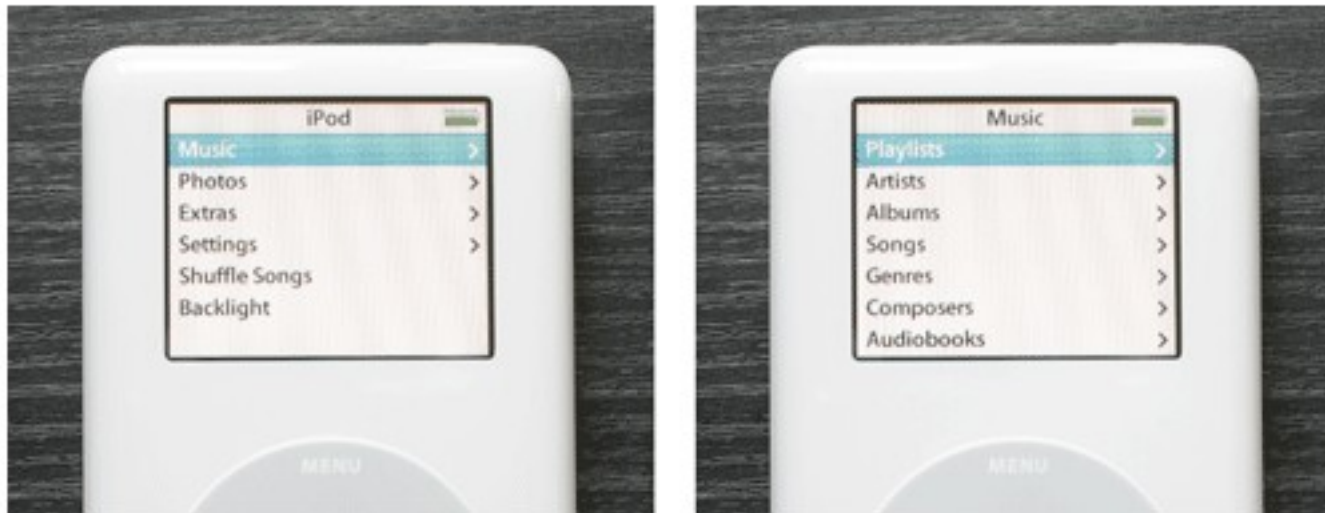


Mac Mail

**What:** Put two side-by-side panels on the interface. In the first, show a set of items that the user can select at will; in the other, show the content of the selected item.

# Example: One-Window Drilldown (Tidwell) (1)

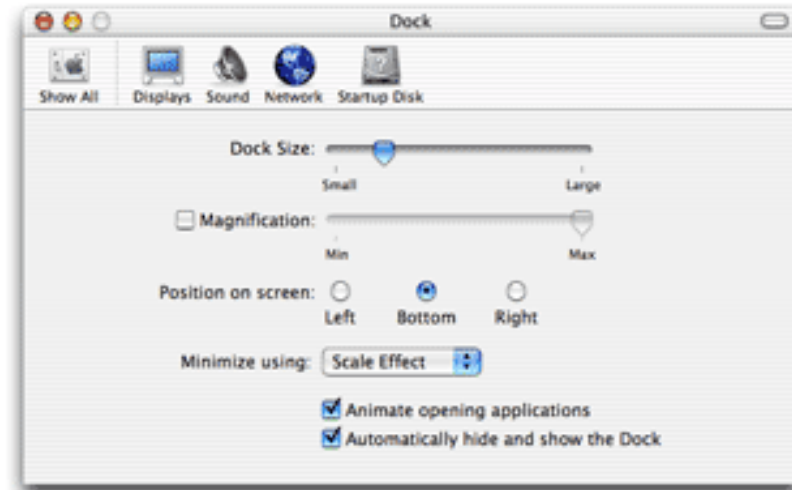
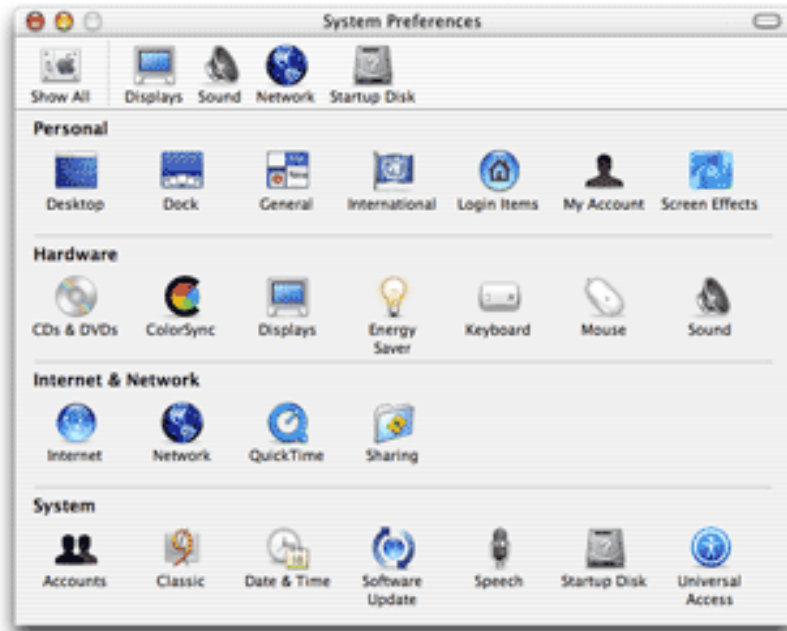
## One-Window Drilldown



Two iPod menus

**What:** Show each of the application's pages within a single window. As a user drills down through a menu of options, or into an object's details, replace the window contents completely with the new page.

# Example: One-Window Drilldown (Tidwell) (2)




Mac OS X System Preferences

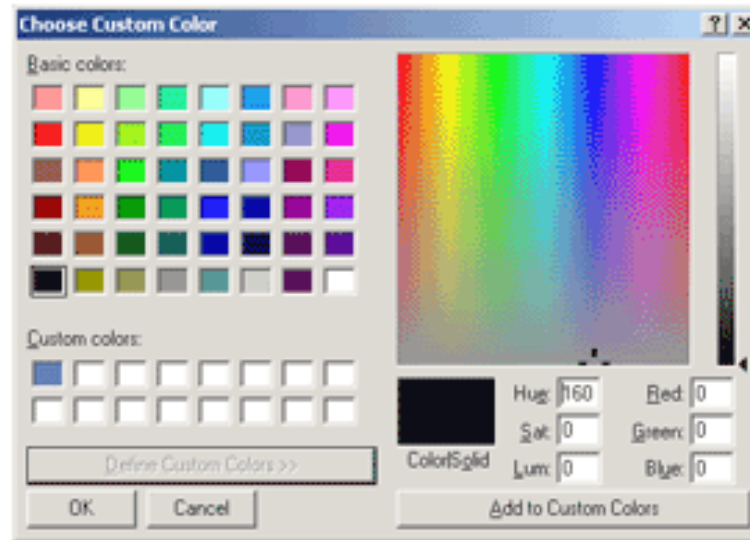
- When to use One-Window Drilldown:
  - Good for restricted display space
  - Good for infrequent usage
- When to use Two-Panel Selector:
  - Good for frequent usage and frequent navigation in content
  - Relieves short term memory of user, remains still simple

# Example: Extras on Demand (Tidwell)

## Extras On Demand



The color dialog box in Windows 2000



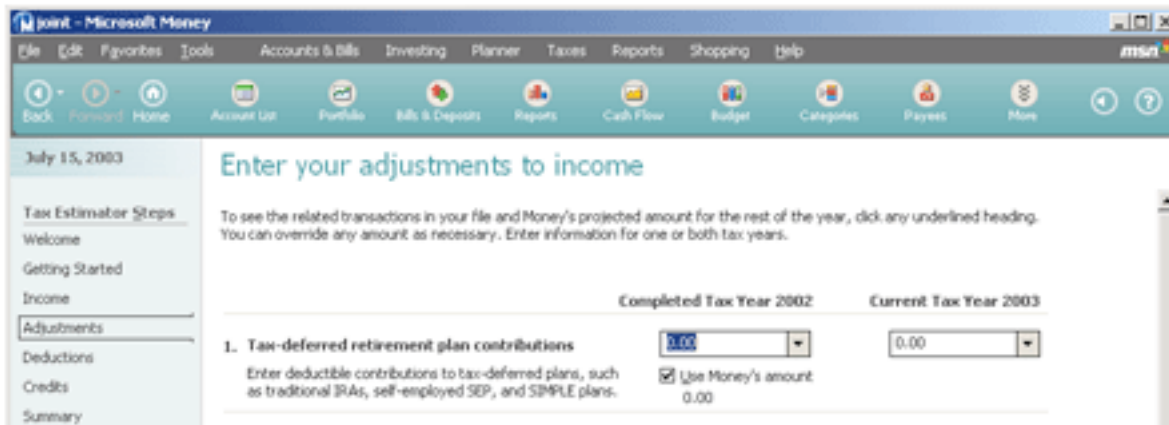
**What:** Show the most important content up front, but hide the rest. Let the user reach it via a single, simple gesture.

**Use when:** There's too much stuff to be shown on the page, but some of it isn't very important. You'd rather have a simpler UI, but you have to put all this content somewhere.



# Example: Global Navigation (Tidwell)

## Global Navigation



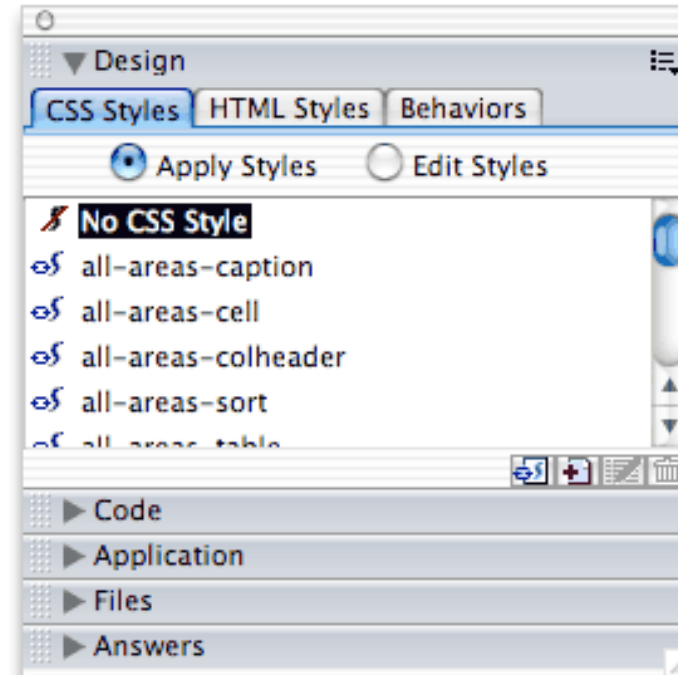
From Microsoft Money



**What:** Using a small section of every page, show a consistent set of links or buttons that take the user to key sections of the site or application.

# Example: Closable Panels (Tidwell)

## Closable Panels



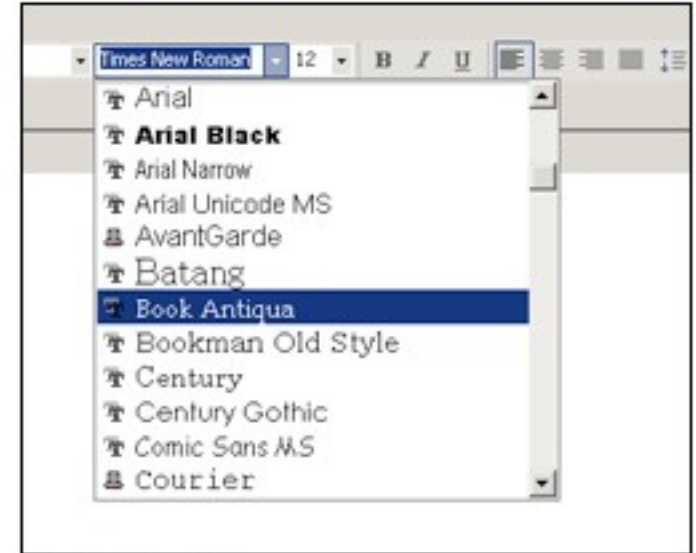
Dreamweaver MX

**What:** Put sections of content onto separate panels, and let the user open and close each of them separately from the others.

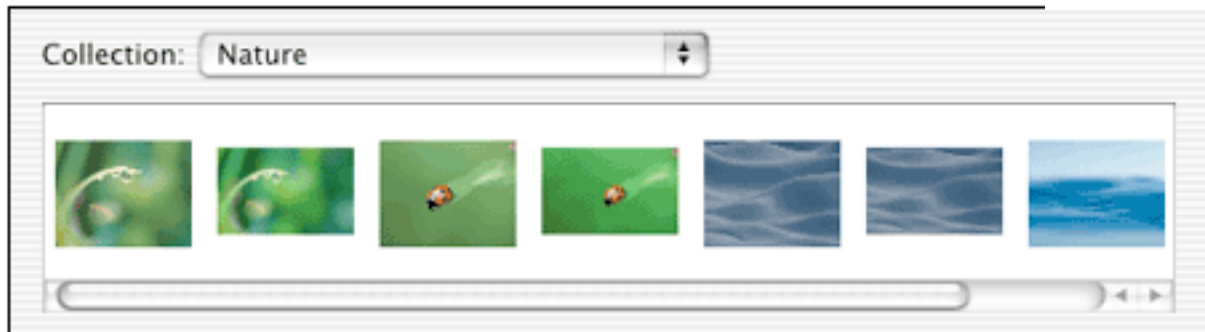
**Use when:** There's too much stuff to present on the page, but you want it all only one click away. The content is divisible into clearly-named sections, as with [Titled Sections](#) and [Card Stack](#).

# Example: Illustrated Choices (Tidwell)

## Illustrated Choices



From Word for Windows



Mac OS X System Properties

**What:** Use pictures instead of words (or in addition to them) to show available choices.

# Example: Mode Cursor (Welie)

## Mode Cursor

---

**Author** Martijn van Welie

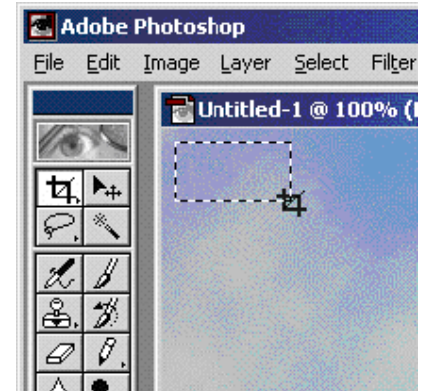
**Problem** The user is creating or modifying an object and needs to know which edit function is selected.

**Principle** Immediate Feedback (Feedback)

**Context** In many direct manipulation applications the users first selects a tool/function, thus entering a special mode/state, and then works on an object. Since such applications usually offer many functions to create or modify objects.


- Forces**
- Not every function may have an icon or shape.
  - Completing a function may cause several intermediate states which may also need to be shown.
  - The user needs immediate feedback on which function was selected, i.e. which mode/state the system is in.

**Solution** Show the interface state in the cursor.

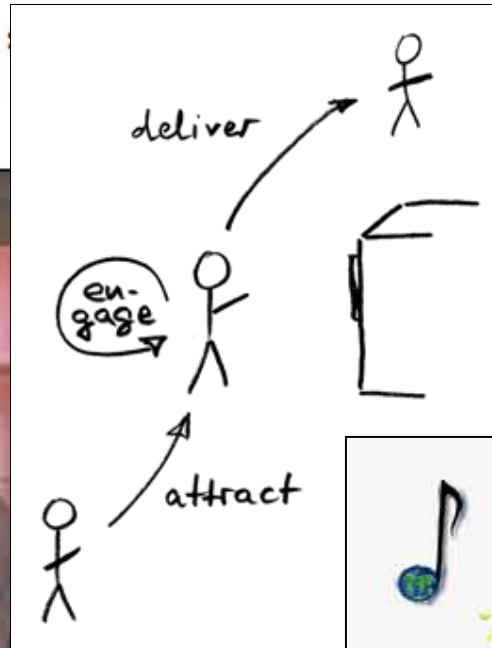


# Example: Attract-Engage-Deliver (Borchers)

## H1 Attract-Engage-Deliver



Visitors in the Ars Electronica Center



**WorldBeat:**  
*Musik mit dem Computer*

 **Was tun?**  
Hier können Sie mit dem Computer auf neue Weise Musik machen.

 **Na und?**  
WorldBeat zeigt, daß Computerunterstützung neue kreative musikalische Erlebnisse ermöglicht - unabhängig von Ihrer eigenen musikalischen „Begabung“.

 **Wie funktioniert's?**  
Eingaben mit den Infrarot-Taktstöcken werden in Kontrolldaten umgesetzt, die verschiedene Ereignisse auslösen: von der Menüauswahl über das Abspielen von Noten bis zum Dirigieren mit einem Taktstock.

 **Start**

**Zum Starten:**

1. Stellen Sie sich an die Linie auf dem Boden.
2. Zeigen Sie mit dem **grünen** Taktstock, der rechts neben Ihnen hängt, auf den Bildschirm.
3. Bewegen Sie den **gelben** Lichtpunkt über den Startknopf und drücken Sie die Taste am Taktstock.

# Looking Back

- Design Patterns
  - A recommended solution / approach to a recurring problem
  - Based on experiences; can rarely be proven to be the `best` solution
  - Exist for potentially every aspect in life
- Design Patterns for HCI
  - E.g. for tasks, user classification, user interfaces, interactions, ...
- Structure
  - Name, problem, solution, discussion

# References

- Alan Dix, Janet Finlay, Gregory Abowd and Russell Beale. (2003) Human Computer Interaction (3<sup>rd</sup> edition), Prentice Hall, ISBN 0130461091, Chapters 6 and 7
- Jakob Nielsen: Guerrilla HCI: Using Discount Usability Engineering to Penetrate the Intimidation Barrier, 1994 ([http://www.useit.com/papers/guerrilla\\_hci.html](http://www.useit.com/papers/guerrilla_hci.html))
- R. Van Buskirk and B. W. Moroney: Extending Prototyping, *IBM Systems Journal* 42(4), 2003 (<http://www.research.ibm.com/journal/sj/424/vanbuskirk.pdf>, req. fee)
- M.J. Mahemoff and L.J. Johnston: Pattern Languages for Usability: An Investigation of Alternative Approaches. *APCHI'98*, 1998, p. 25-31. (<http://mahemoff.com/paper/candidate/>)
- Jennifer Tidwell: Designing Interfaces - Patterns for Effective Interaction Design, O'Reilly 2005, <http://www.designinginterfaces.com>
- Jan Borchers: A Pattern Approach to Interaction Design, Wiley 2001, <http://www.hcipatterns.org/patterns/borchers/patternIndexHtml.html>