

2 Development Platforms for Multimedia Programming

2.1 Introduction to Python

2.2 Multimedia Frameworks for Python

2.3 Document-Based Platforms: SMIL, OpenLaszlo



2.4 Multimedia Scripting Languages: JavaFX, Processing

2.5 Authoring Tools: Flash

Literature:

<http://www.w3.org/TR/SMIL/>

<http://www.openlaszlo.org/>

SMIL - Idea and History

- Synchronized Multimedia Integration Language (pronounced: "Smile")
- Standard language for co-ordinated combination of time-dependent media elements into a multimedia presentation
 - Temporal dependencies are described explicitly (declarative language)
 - Integrates time-independent media (text, still image)
 - Suitable for "Streaming"
- Standardization by W3C (WWW Consortium)
 - First Draft November 1997
 - SMIL 1.0 Standard June 1998
 - since 1998: Implementations by CWI/Oratrix, HELIO, REAL and others
 - 1999: Plans for an extended and improved version ("Boston SMIL")
 - SMIL 2.0 Standard August 2001
 - SMIL 2.1 Recommendation Dec. 2005 (e.g. profile for mobile devices)
 - SMIL 3.0 Recommendation Dec. 2008

Slideshow as SMIL Document

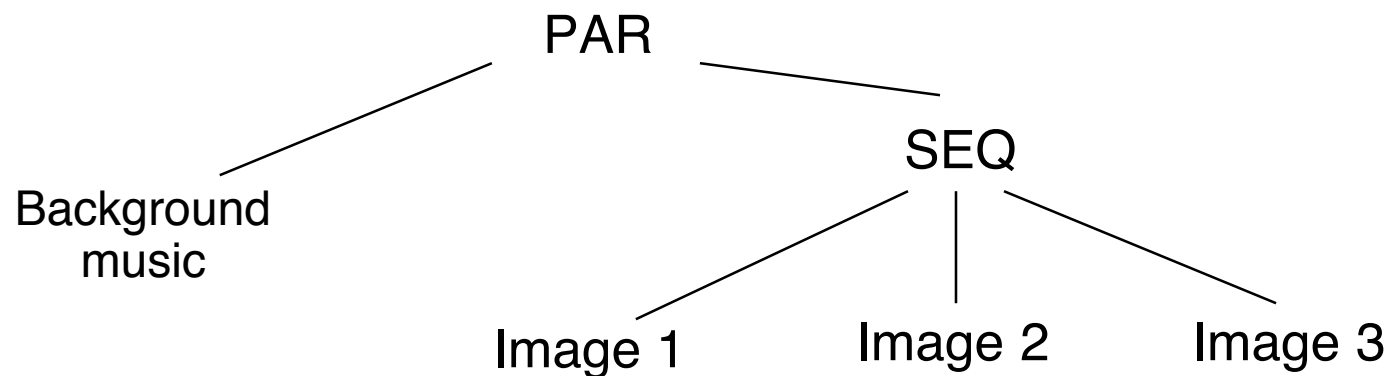
```
<smil xmlns="http://www.w3.org/2001/SMIL20/Language">
  <head>
    <layout>
      <root-layout width="356" height="356"
        backgroundColor="black"/>
      <region id="imgReg" width="256" height="256"
        left="50" top="50"/>
    </layout>
  </head>
  <body>
    <seq>
      
      
      
    </seq>
  </body>
</smil>
```

Spatial Structure
(Layout)

Temporal Structure
(Execution)

Concept: Time Container

- A *time container* groups together media elements (“children”) which have a common rule for their synchronization when the group is presented.
 - Analogous to graphical containers (e.g. panels)
 - Synchronization is analogous to spatial layout managers
- Typical time container types (synchronization types)
 - Sequential (one child after the other)
 - Parallel (all children in parallel)
 - Exclusive (one child at a time, but no defined order)
- Time containers can be nested into a hierarchical structure



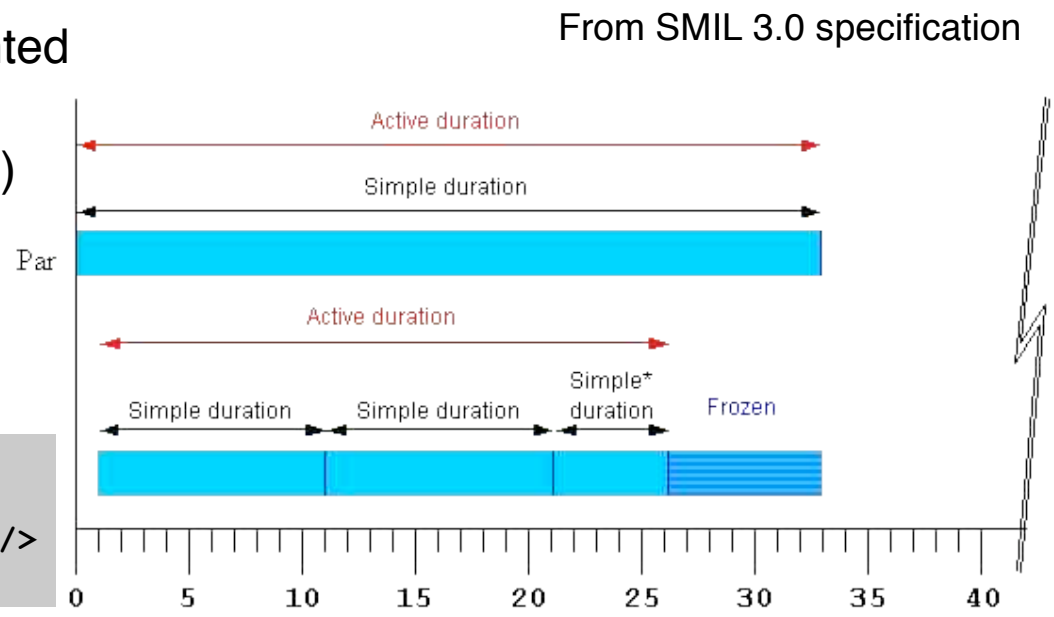
Examples for Exclusive Time Containers

- Interactive playlist:
 - One song out of a collection of songs is played at a time
- Audio descriptions for visually impaired users:
 - Video is suspended and audio description is played
 - After audio description has ended, video resumes
- Interactive video sub-titles:
 - Multiple language versions of sub-titles are available
 - Only one language version is shown at a time

Concept: Timing Behaviour of Media Elements

- A media element has
 - a *begin* (triggered by some event)
 - a *simple duration*
 - an *active duration*: simple duration modified by *repeat* specification
- Simple duration of a time container: abstracts from the timing behaviour of its children.
- An element can be
 - *inactive*, when it is not presented
 - *active*, when it is presented (has begun its active duration)
- *Fill* at end of active duration:
 - either *removed*
 - or *frozen*

```
<par begin="0s" dur="33s">  
  <video begin="1s" dur="10s"  
    repeatCount="2.5" fill="freeze" .../>  
</par>
```



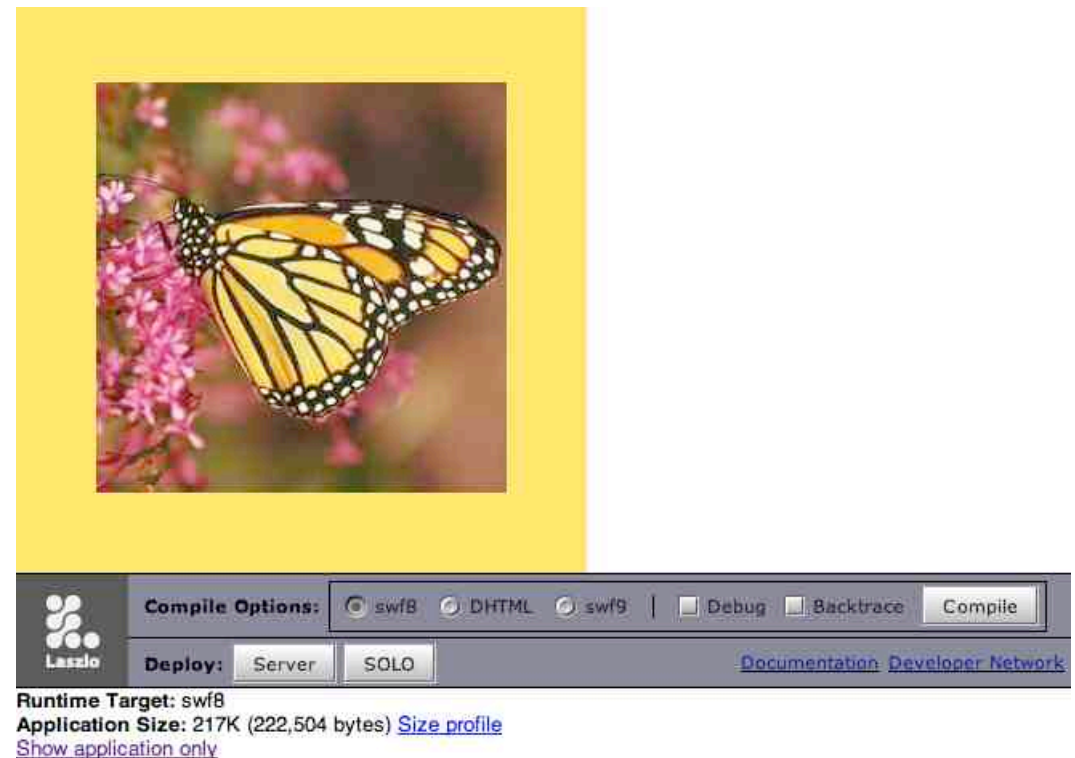
Interactivity in Document-Based Platforms

- Simple forms of interactivity are easily supported:
 - Sequential presentation
 - Activation of elements triggered by events (reactive)
- Higher degrees of interactivity (reactive, proactive, directive):
 - Require integration of program/script code
- SMIL:
 - Web scripting languages (e.g. JavaScript, ECMAScript)
 - Interfaces to SMIL provided via DOM

```
interface ElementTimeControl {  
    void                beginElement();  
    void                beginElementAt(in float offset);  
    void                endElement();  
    void                endElementAt(in float offset);  
};
```

OpenLaszlo - Idea and History

- Laszlo Systems, California (www.laszlo.com):
 - Laszlo Presentation Server
 - Since 2004 free software (common public license)
- XML-based description of multimedia presentation
 - Language LZX
- Laszlo Server software:
 - Accesses document files
 - Uses Flash or JavaScript for interactivity in browsers
- To present an OpenLaszlo document:
 - Start server software
 - Put LZX file into server directory
 - Access server address with appropriate path



Slideshow as OpenLaszlo Doc.: Timed Version

```
<canvas bgcolor="#FFE45F" width="356" height="356">
  <resource src="pics/tiger.jpg" name="img1"/>
  <resource src="pics/elephant.jpg" name="img2"/>
  <resource src="pics/jbeans.jpg" name="img3"/>
  <resource src="pics/peppers.jpg" name="img4"/>
  <resource src="pics/butterfly.jpg" name="img5"/>

  <view name="slide" x="50" y="50" resource="img1"
    oninit="canvas.changeSlides()" />

  <method name="changeSlides">
    lz.Timer.addTimer(new LzDelegate(this, "change1"), 4000);
    lz.Timer.addTimer(new LzDelegate(this, "change2"), 8000);
    lz.Timer.addTimer(new LzDelegate(this, "change3"), 12000);
    lz.Timer.addTimer(new LzDelegate(this, "change4"), 16000);
  </method>

  <method name="change1">
    slide.setAttribute("resource", "img2");
  </method>
  <method name="change2">
    slide.setAttribute("resource", "img3");
  </method> ...

</canvas>
```

Slideshow as OpenLaszlo Doc.: Interactive Version

```
<canvas bgcolor="#FFE45F" width="356" height="356">
  <resource src="pics/tiger.jpg" name="img1"/>
  ...
  <resource src="pics/butterfly.jpg" name="img5"/>

  <script>
    slideindex = 0;
    slides = new Array("img1", "img2", "img3", "img4", "img5");
  </script>

  <view name="slide" x="50" y="50" resource="img1">
    <handler name="oninit">
      lz.Focus.setFocus(this);
    </handler>
    <handler name="onkeydown" args="akeycode">
      if (akeycode==37) {
        if (slideindex > 0) {
          slideindex -=1
        }
      }
      if (akeycode==39) {
        if (slideindex < slides.length-1) {
          slideindex +=1
        }
      }
      slide.setAttribute("resource", slides[slideindex]);
    </handler>
  </view>
</canvas>
```

Observations on Document-Based Multimedia Authoring

- Concepts from multimedia frameworks appear in multimedia document languages as well:
 - Event handlers
 - Object-oriented program structure (OpenLaszlo)
- Combination of document syntax and program syntax is problematic
 - Embedding JavaScript into XML
- There is a trade-off between document syntax and program syntax
 - Document syntax (XML): Structure, static elements, views
 - Script code: Dynamics, handlers, “back end” functions

2 Development Platforms for Multimedia Programming

2.1 Introduction to Python

2.2 Multimedia Frameworks for Python

2.3 Document-Based Platforms: SMIL, OpenLaszlo

2.4 Multimedia Scripting Languages: JavaFX, Processing 

2.5 Authoring Tools: Flash

Literature:

<http://javafx.com>

JavaFX - Idea and History



javafx.com: JavaFX is an expressive rich client platform for creating and delivering rich Internet experiences across all screens of your life. JavaFX 1.0 was released on December 4, 2008. As of February 1st, 2009, there had already been over 100,000 downloads of the tools and SDK. Today, JavaFX is available on over 50 million desktops.

- Chris Oliver, 2006 (?): “Form follows function” (F3)
 - Working for company “SeeBeyond”, but personal project
- Acquisition of SeeBeyond by Sun, 2005
 - F3 is not in the center of interest, apparently
 - First announcement of JavaFX (ex F3) May 2007 (JavaOne conference)
- Builds on Java runtime environment:
 - Common programming model for multimedia applications across many platforms, including mobile devices
- Builds on JavaScript language (not Java!)
- Is sometimes understood as Sun’s (now Oracle’s?) response to Flash and Silverlight technologies
- Components: SDK (compiler, runtime, libraries), NetBeans IDE tool, “Production suite” (plugins and converters for media software/elements)

Slideshow in JavaFX - Timed Version (1)

```
package javafxslideshow0;

import javafx.animation.KeyFrame;
import javafx.animation.Timeline;
import javafx.scene.image.Image;
import javafx.scene.image.ImageView;
import javafx.scene.paint.Color;
import javafx.scene.Scene;
import javafx.stage.Stage;

var imageArray = [
    Image {
        url: "{__DIR__}pics/tiger.jpg"
        backgroundLoading: true
    },
    Image {
        url: "{__DIR__}pics/elephant.jpg"
        backgroundLoading: true
    },
    ...
];
```

(Contd.)

Slideshow in JavaFX - Timed Version (2)

(Contd.)

```
var slideIndex: Integer;  
  
def timeline : Timeline =  
  Timeline {  
    repeatCount: 1  
    keyFrames : [  
      KeyFrame {  
        time : 0s  
        values : [  
          slideIndex => 0  
        ]  
      },  
      KeyFrame {  
        time : 4s  
        values : [  
          slideIndex => 1  
        ]  
      },  
      ...  
    ]  
  }
```

Var: Variable
Def: Constant

(Contd.)

Slideshow in JavaFX - Timed Version (3)

(Contd.)

```
def stage: Stage = Stage {
  title: "Slide Show"
  resizable: false
  scene: Scene {
    width: 356
    height: 356
    fill: Color.rgb(255,228,95)
    content: [
      ImageView {
        x: 50
        y: 50
        image: bind imageArray[slideIndex]
      }
    ]
  }
}

function run(args : String[]) {
  timeline.play();
}
```


Language Concept: Object Literals

- Large parts of multimedia applications are hierarchical object structures:
 - Layouts: Nested space containers
 - Timing behaviour: Nested time containers
 - Scene graphs
- In traditional object-oriented languages, objects are constructed dynamically using imperative statements:

```
var stage: Stage = new Stage();  
stage.title = "Slide Show";
```

- Constructor syntax is limited in expressivity

- Powerful syntax for *static* definition of *nested* object structures is helpful:

```
def stage: Stage = Stage {  
  title: "Slide Show"  
  scene: Scene {  
    width: 356  
    height: 356  
    content: [  
      ImageView {  
        x: 50  
        y: 50  
        image: bind imageArray[slideIndex]  
      }  
    ]  
  }  
}
```

Crossover Document – Program

```
def stage: Stage = Stage {  
  title: "Slide Show"  
  scene: Scene {  
    width: 356  
    height: 356  
    content: [  
      ImageView {  
        x: 50  
        y: 50  
        image: bind imageArray[slideIndex]  
      }  
    ]  
  }  
}
```

JavaFX

```
<stage>  
  <title>Slide Show</title>  
  <scene>  
    <width>356</width>  
    <height>356</height>  
    <content>  
      <ImageView>  
        <x>50</x>  
        <y>50</y>  
        <image>bind imageArray[slideIndex] </image>  
      </content>  
    </scene>  
  </stage>
```

(Fictive!) XML
Equivalent

Language Concept: Expression Binding

- Expressions in program are evaluated at different times
 - Expressions containing constants only:
 - » Evaluated statically (before execution)
 - Expressions containing variables:
 - » Evaluated dynamically when expression value is needed
 - Expressions containing variable *bindings*:
 - » Evaluated dynamically whenever value of a contained variable changes

x:

3

x+y

 7

y:

4

Value of x changes (e.g. to 4)

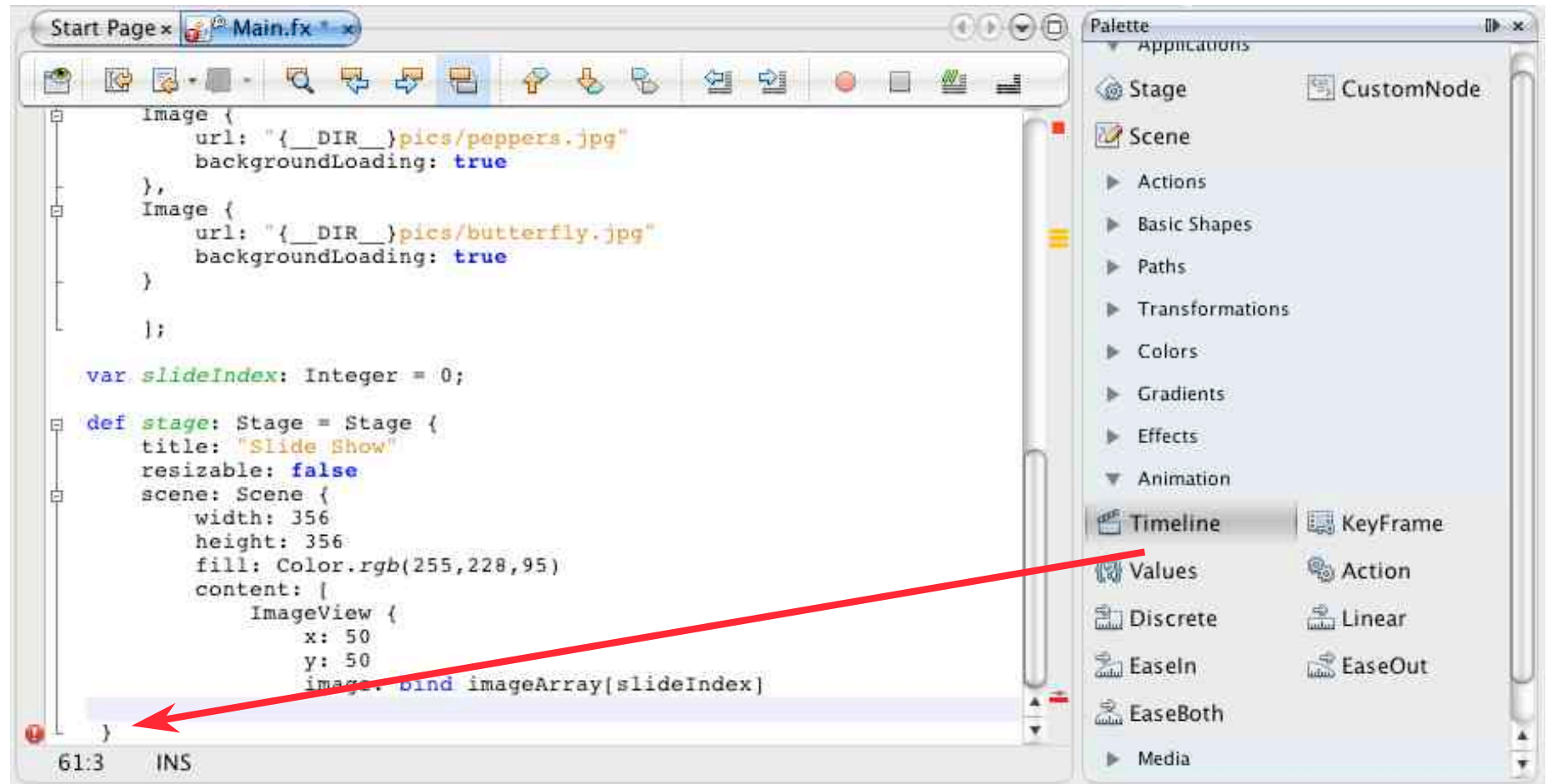
With expression binding:
x+y is *re-evaluated* (to 8)

- Expression binding realizes built-in *Observer* mechanism

Concept: TimeLine and Key Frames

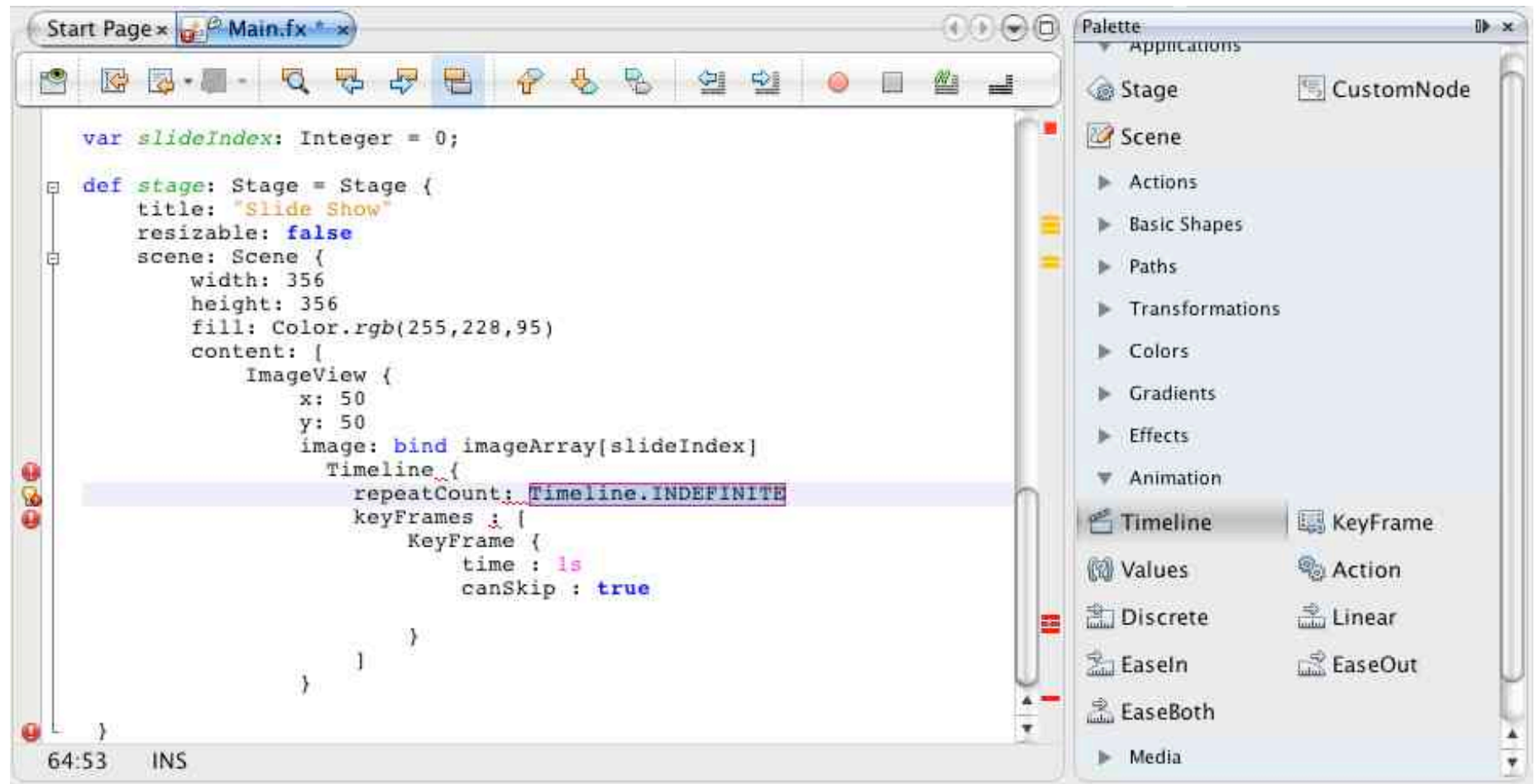
- From JavaFX documentation:
“Timeline provides the capability to update the property values along the progression of time.”
- Some variables take new values at certain points in time
 - Example slide index in slide show
- Timeline:
 - Defines a sequence of key frames
 - Each key frame defines a certain configuration of values
 - Each key frame is associated to a point in time
- Timelines are very suitable to express animations
 - Interpolation of values (see later)
- A timeline is a sequential time container.

Development Tool Concept: Code Palette (1)



JavaFX with NetBeans IDE

Development Tool Concept: Code Palette (2)



JavaFX with NetBeans IDE

Code is inserted independently of semantics/type correctness...

Slideshow in JavaFX - Interactive Version

```
package javafxslideshow1;
...
var imageArray = [...];

var slideIndex: Integer = 0;

def stage: Stage = Stage {
  ...
  content: [
    ImageView { ...
      image: bind imageArray[slideIndex]
      onKeyPressed: function( e: KeyEvent ):Void {
        if ((e.code == KeyCode.VK_LEFT) and (slideIndex > 0)){
          slideIndex -=1
        };
        if ((e.code == KeyCode.VK_RIGHT) and
            (slideIndex+1 < sizeof imageArray)){
          slideIndex +=1
        }
      }
    }
  ]
}
```



Processing - History and Idea

“Processing is an open source programming language and environment for people who want to program images, animation, and interactions. It is used by students, artists, designers, researchers, and hobbyists for learning, prototyping, and production.”

- Developed by Ben Fry and Casey Reas
 - MIT Media Lab
 - Aesthetics and Computation Group
- Free software
 - Made for simple development processes (simple tool)
 - Tries to avoid many complexities of multimedia programming
- Based on Java
 - Runtime errors are often Java errors

Slideshow in Processing

```
PImage img1, img2, img3, img4, img5;
int savedTime;

void setup() {
  size(365,365);
  background(255,228,95);
  img1 = loadImage("pics/tiger.jpg");
  ...
  img5 = loadImage("pics/butterfly.jpg");
}

void draw() {
  image(img1,50,50);
  int passedTime = millis() - savedTime;
  if (passedTime > 4000) {
    image(img2,50,50);
  }
  ...
  passedTime = millis() - savedTime;
  if (passedTime > 16000) {
    image(img5,50,50);
  }
}
```

Observations on Multimedia Scripting Languages

- Integration of nested semi-structured data into program code works better than the other way round.
- Event handling mechanisms can be built into scripting language.
- It makes sense to extend the core of a language for dealing well with events or structured data.
- Development environments can use specialized graphical metaphors for structuring program code of multimedia applications.

2 Development Platforms for Multimedia Programming

2.1 Introduction to Python

2.2 Multimedia Frameworks for Python

2.3 Document-Based Platforms: SMIL, OpenLaszlo

2.4 Multimedia Scripting Languages: JavaFX, Processing

2.5 Authoring Tools: Flash



Literature:

(Abundant literature on Flash...)

Flash: History

- Jonathan Gay:
 - Software developer for *Silicon Beach Software* (starting in high school...)
 - Involved in various ground-breaking Macintosh applications: Airborne!, DarkCastle (1987), SuperPaint II, IntelliDraw (drawings with behaviour)
- 1993: Foundation of *FutureWave Software*
 - Goal: Develop sketching software (*SmartSketch*) for the new “pen computer” and the PenPoint operating system from the company GO
 - GO (and later EO) computers failed
- 1995-96: *SmartSketch* becomes *FutureSplash Animator*
 - Ported to Macintosh and Windows
 - Extended with 2D animation features
 - From the beginning targeted at delivery over the Web
 - Well accepted by important customers (e.g. Microsoft, Disney)
- 1996: FutureWave bought by Macromedia
 - FutureWave Splash becomes *Macromedia Flash 1.0*
- 2005:
 - Adobe acquires Macromedia and its product portfolio



EO

Flash vs. Director

- Director:
 - 10 years older than Flash
 - Designed for development of interactive CD-ROMs
 - Integrated programming language *Lingo*
 - Oriented towards bitmap graphics
 - Starting from Version 7: integration of Flash content
- Flash:
 - Designed for content delivery over the Internet (*streaming*)
 - Oriented towards vector graphics
 - Early versions (up to version 3) extremely simple in their interaction possibilities, later versions with increasing support for scripting
 - Early usage of Flash heavily criticized for bad usability
 - » Flash intros, breaking with Web paradigms (Jakob Nielsen 2000)
 - Current usage trends:
 - » rich media content (e.g. video), advanced interactive Web sites

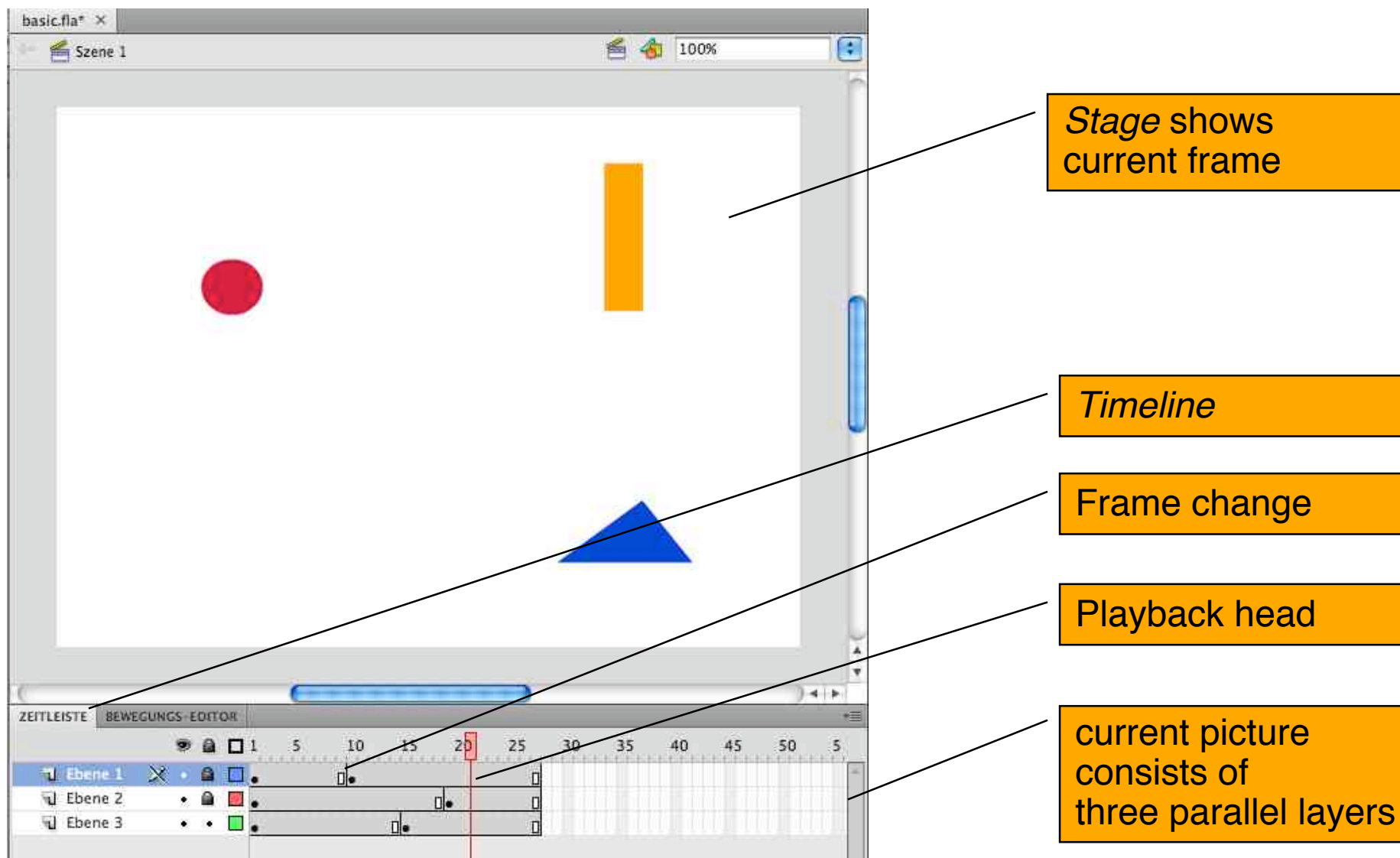
Shockwave Plugins

- Shockwave:
 - General name for Web plugins playing Macromedia content
- *Shockwave for Director*:
 - Often simply called *Shockwave* plugin!
 - Plays content created with Director (Shockwave Movies)
 - File types: .dcr, .dir, .dxr
 - MIME type:
 application/x-director
- *Shockwave Flash*
 - Often called *Flash* plugin, different from Shockwave plugin!
 - Plays content in SWF (Shockwave Flash) format
 - File types: .swf, .spl (from FutureSplash)
 - MIME types:
 application/x-shockwave-flash
 application/futuresplash

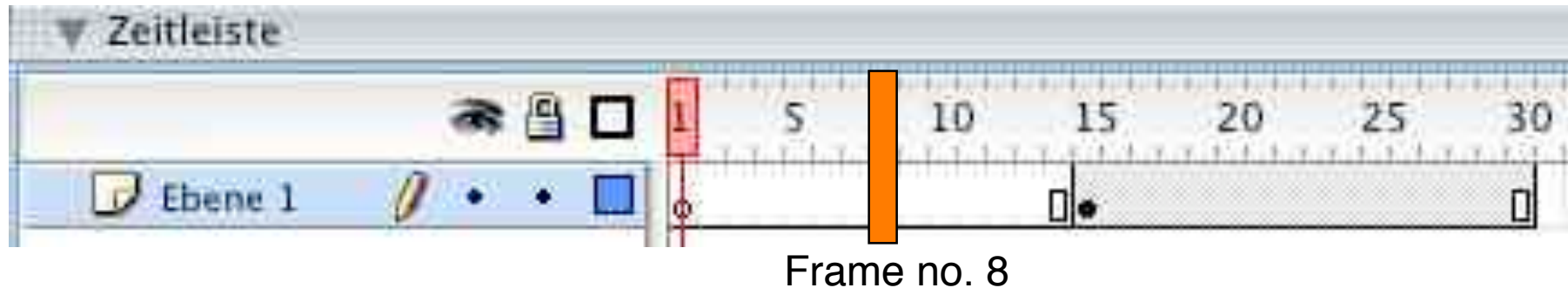
Shockwave Flash (SWF)

- SWF is often pronounced as “swiff”
- File format for execution-ready presentations
 - Proprietary compiled format of Flash presentations
 - Flash browser penetration over 95%
 - Can be produced by various programs, not only Macromedia Flash
- Specifications of SWF format:
 - Older versions were publicly available, now developer-licensed product
- Players exist for many platforms:
 - PDAs
 - Mobile phones
 - » The pioneer 2003: *i-Mode* system from NTT DoCoMo
 - » 2009: *Flash lite* licensed by many mobile phone manufacturers, 800+ million devices shipped with flash (Adobe statement)
 - Digital music players
 - Set-top boxes, public displays, car infotainment systems, ...
 - Generic Java player applets (older versions only)

Timeline and Stage



Timeline Symbols

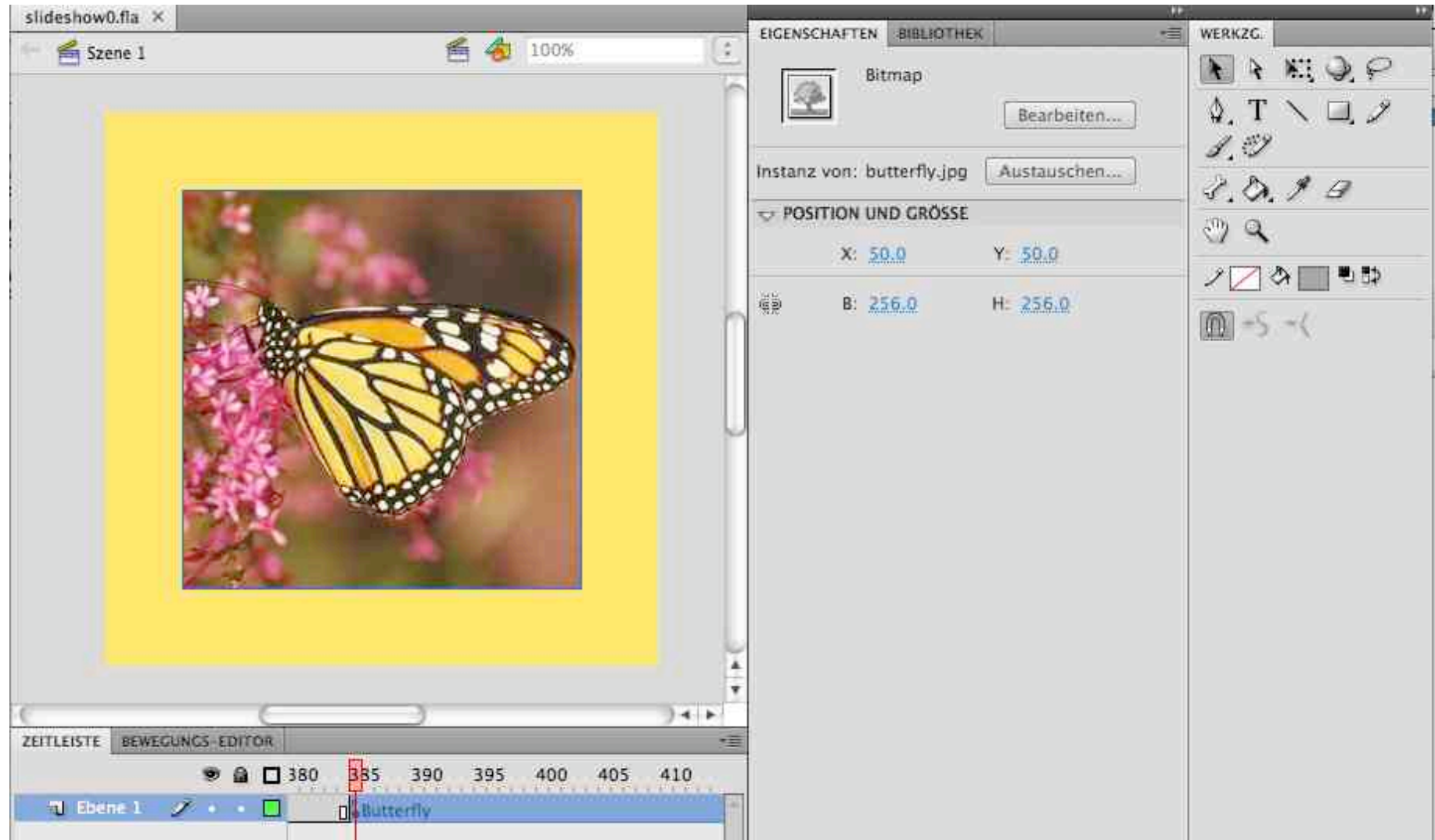


- The timeline contains *frames* (Bilder)
- *Key frames (Schlüsselbilder)* are defined explicitly (drawn by hand)
 - Representation in Flash:
 - hollow dot = empty key frame
 - black dot = key frame with content
- Default treatment of frame sequences: repeat last frame
 - Grey bar: Sequence of identical frames
 - Square: Last frame of a sequence
 - Changes in key frame affect all subsequent frames till next key frame!

SWF

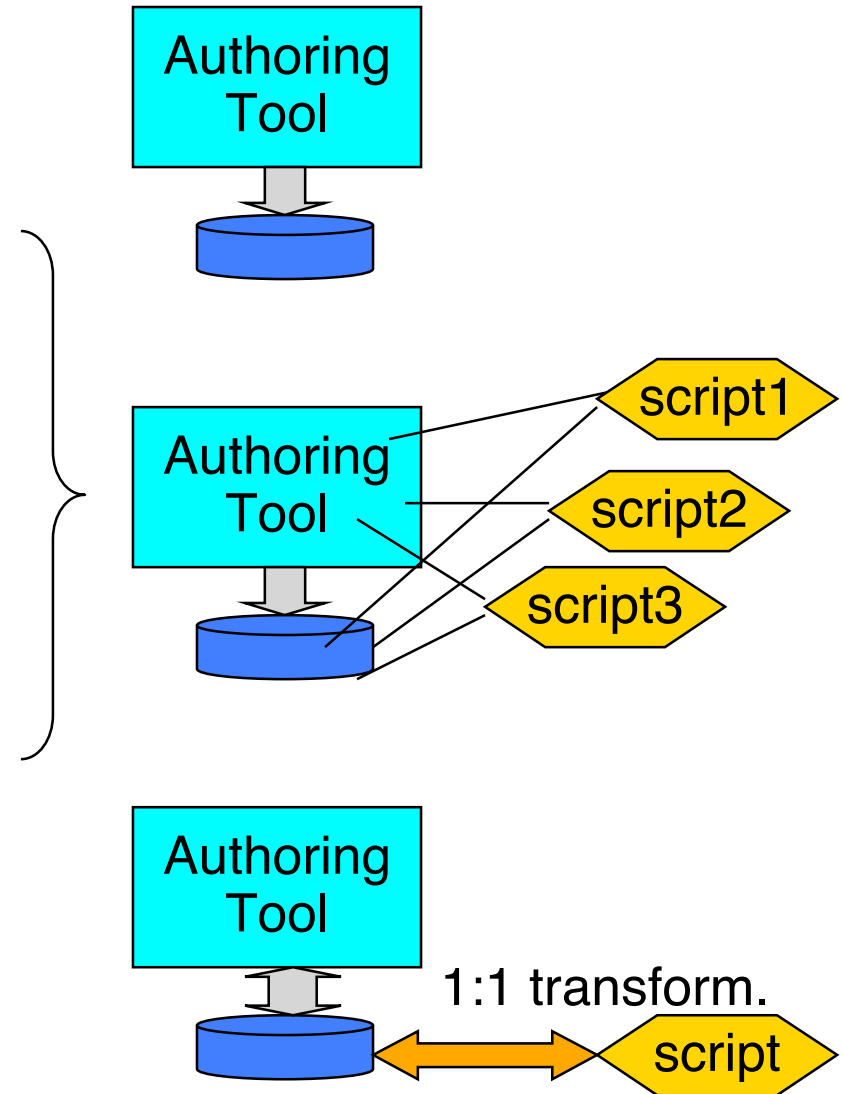
- The Macromedia Flash file format (SWF) (pronounced “swiff”) delivers vector graphics and animation over the Internet to the Macromedia Flash Player.
 - Pure delivery format
- Design goals:
 - On-screen display
 - » Designed for rendering
 - Extensibility
 - » Tagged format
 - Network delivery
 - » Compact binary format
 - Simplicity
 - Scalability regarding power of hardware
 - Scriptability
 - » Stack machine code compatible to “ActionScript” language

Slide Show in Adobe Flash (CS4)



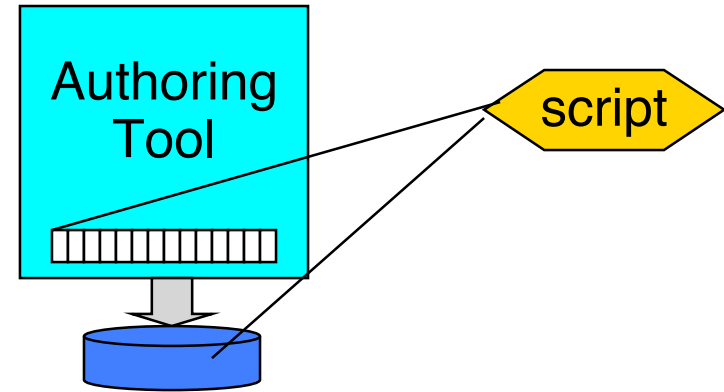
Scripting Languages for Authoring Tools (1)

- *Script-less authoring:*
Purely graphical authoring tool
Scripts/programming avoided
- *Integrated scripting:*
Scripts added at various places
in the authoring environment
to enhance expressiveness;
scripts are *context-dependent*
- *Separated scripting:*
Separate script files in addition to the
file produced with the authoring tool;
scripts are *self-contained*
- *Script-based development:*
Authoring tool as a comfortable view
onto a program (script);
Whole application can be written as
a script in a formal language

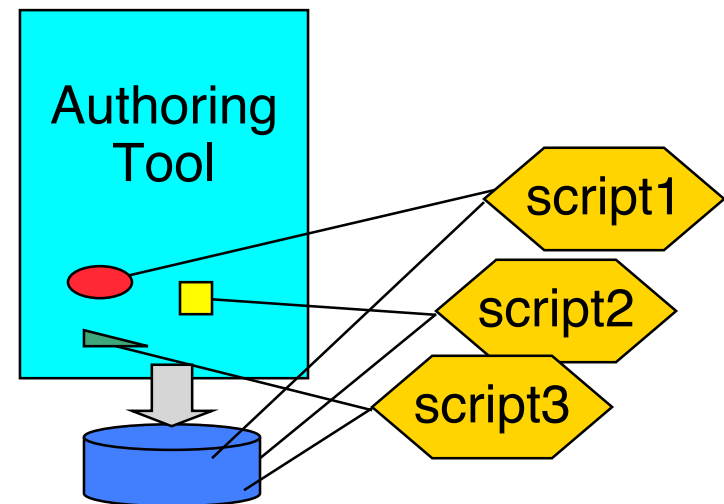


Scripting Languages for Authoring Tools (2)

- *Control-flow based scripting:*
Scripts called at certain places in (global) timeline of animation



- *Object-based scripting:*
Scripts are allocated to individual animation objects and called as *event handlers*



Observations on Multimedia Authoring Tools

- Similar approach to document-based authoring
 - Realizing higher degrees of interactivity is difficult
- Programming (ActionScript in case of Flash) is unavoidable for more complex applications.
- Easy to use for graphical designers
 - Step towards programming is even more difficult then...
- Integration of programming language into graphical design tool is relatively difficult to use.